



MCTS Indoors – Nashville Armory
Stage 1
Course Designer: Terry Cheney



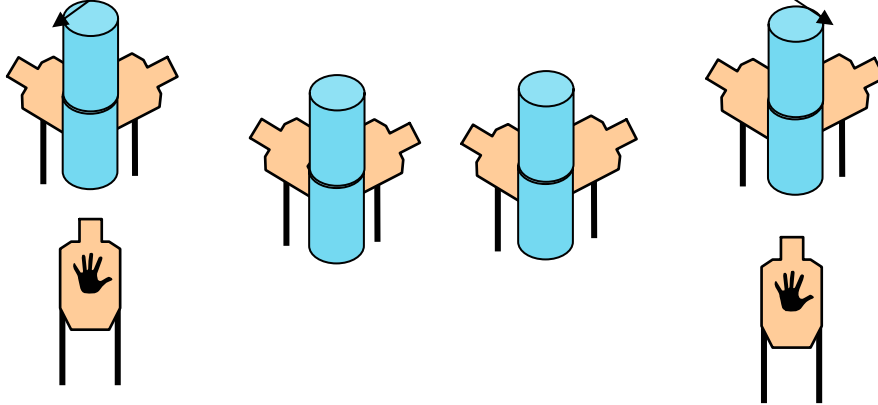
SCENARIO: The evil tree routine. Bad guys behind every tree peeking around the sides.

START POSITION: Standing at P1, gun loaded to division capacity and holstered.

STRINGS: 1
SCORING: 16 rounds, Unlimited
TARGETS: 8 Threat, 2 Non Threat,
SCORED HITS: Best 2 shots per target,
START-STOP: Audible - Last shot
RULES: Current IDPA Rules
CONCEALMENT: Required

STAGE PROCEDURE: From P1, at the signal draw and engage all targets from cover.

Setup Note: 2 outside targets should be hidden from the opposite side shooting position.



P1





MCTS Indoors – Nashville Armory
Stage 2
Course Designer: Terry Cheney

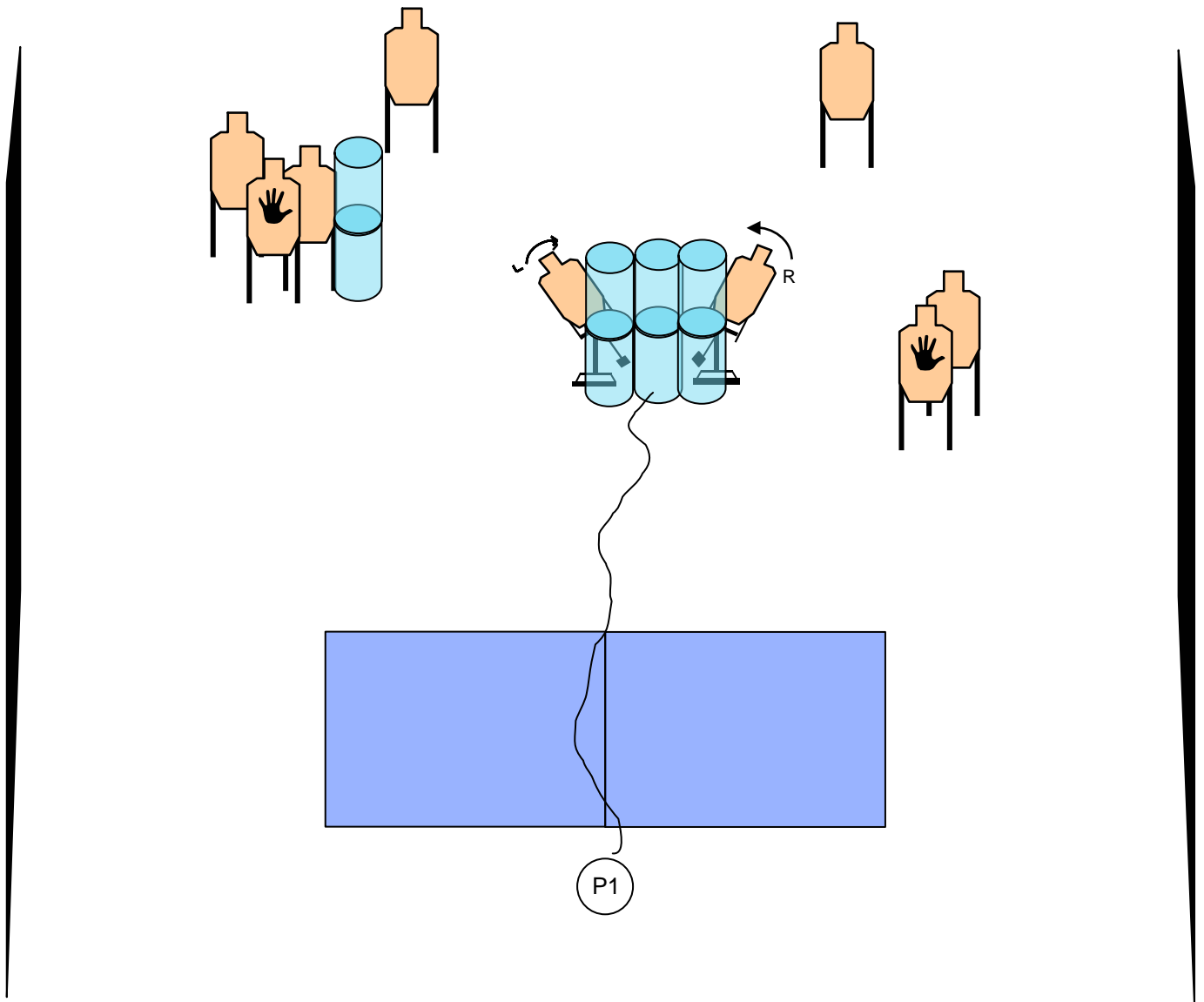


SCENARIO: Peek-a-boo. Now you see them now you don't.

START POSITION: Standing at P1, activator cord in weak hand, gun loaded to division capacity and holstered.

STRINGS: 1
SCORING: 14 rounds, Unlimited
TARGETS: 7 Threat, 2 Non Threat,
SCORED HITS: Best 2 shots per target,
START-STOP: Audible - Last shot
RULES: Current IDPA Rules
CONCEALMENT: Not Required

STAGE PROCEDURE: At the signal pull the activator cord to activate the swingers, draw and engage all targets from cover.





MCTS Indoors – Nashville Armory
Stage 3
Course Designer: Terry Cheney

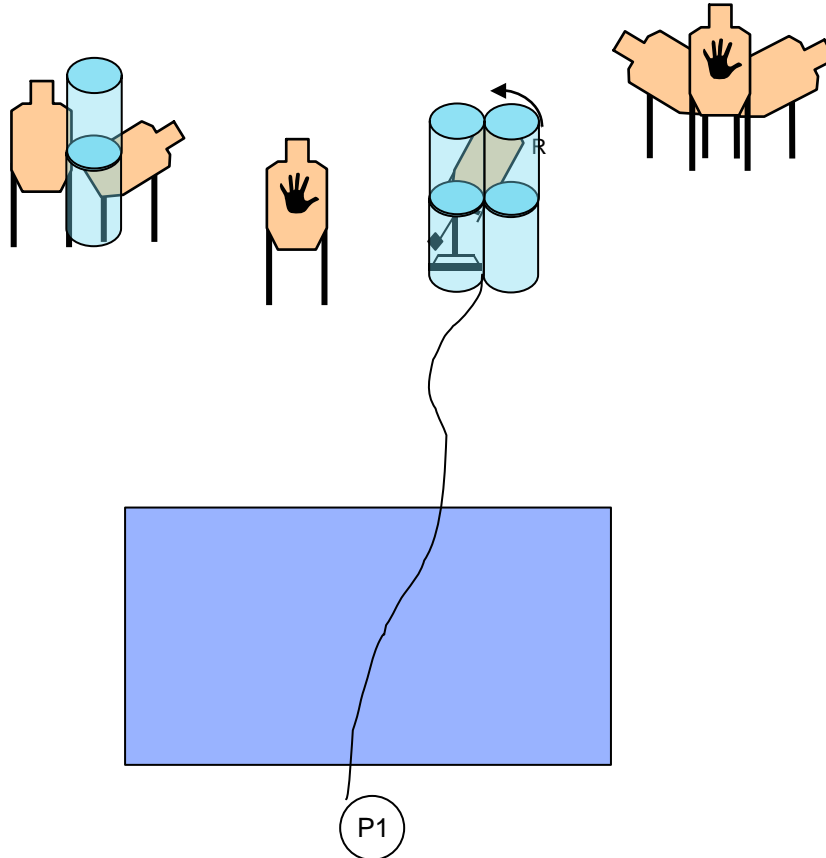


SCENARIO: More barrels and bad guys. These bad guys are tough and require more that 2 shots to neutralize the threat.

START POSITION: Standing at P1, activator cord in strong hand, gun loaded to division capacity and holstered.

STRINGS: 1
SCORING: 15 rounds, Unlimited
TARGETS: 5 Threat, 2 Non threat,
SCORED HITS: Best 3 shots per target,
START-STOP: Audible - Last shot
RULES: Current IDPA Rules
CONCEALMENT: Required

STAGE PROCEDURE: From P1, at the signal pull the activator cord to activate the swinger, draw and engage all targets from cover (3 per target).





MCTS Indoors – Nashville Armory
Stage 4
Course Designer: Terry Cheney

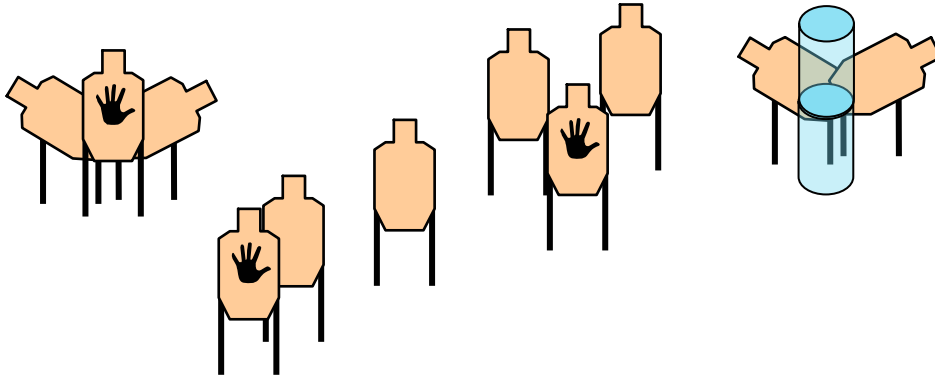


SCENARIO: Randomness, unfriendly thugs scattered about, so how to you take them out?

START POSITION: Sitting at P1, gun loaded to division capacity and holstered.

STRINGS: 1
SCORING: 16 rounds, Unlimited
TARGETS: 8 Threat, 3 Non Threat,
SCORED HITS: Best 2 shots per target
START-STOP: Audible - Last shot
RULES: Current IDPA Rules
CONCEALMENT: Required

STAGE PROCEDURE: At the signal draw and engage all targets from cover.



P1



MCTS Indoors – Nashville Armory
Stage 5
Course Designer: Terry Cheney

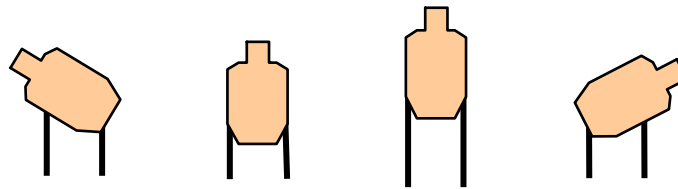


SCENARIO: You are hanging out when 4 bad guys threaten you. You are a good guy with a gun so do your thing.

START POSITION: Standing at P1, gun loaded to division capacity and holstered.

STRINGS: 1
SCORING: 12 rounds, Limited
TARGETS: 4 Threat
SCORED HITS: Best 3 shots per target,
START-STOP: Audible - Last shot
RULES: Current IDPA Rules
CONCEALMENT: Not Required

STAGE PROCEDURE: At the signal draw and engage all targets in tactical sequence, STRONG hand only.



P1