



MCTS Indoors – Nashville Armory
Stage 1
Course Designer: Terry Cheney

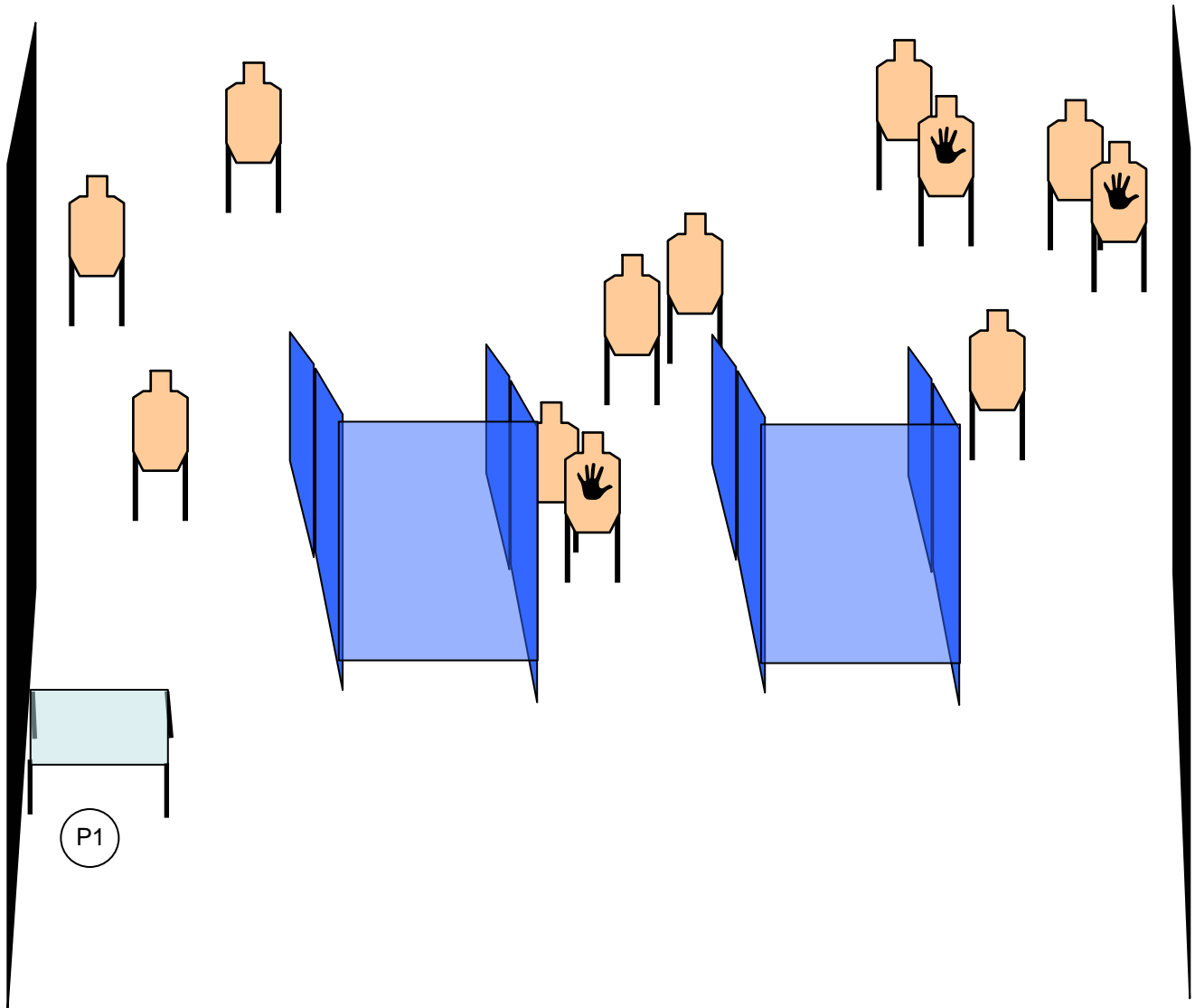


SCENARIO: Robbery in progress. Bad guys in aisles 1, 2 and 3. You are standing at the check out counter when the robbery goes down. Do you turn and run or do you stand your ground?

START POSITION: Standing at P1, wallet held with both hands, gun loaded to division capacity and holstered.

STRINGS: 1
SCORING: 18 rounds, Unlimited
TARGETS: 9 Threat, 3 Non Threat,
SCORED HITS: Best 2 shots per target,
START-STOP: Audible - Last shot
RULES: Current IDPA Rules
CONCEALMENT: Required

STAGE PROCEDURE: From P1, at the signal draw and engage 3 visible targets in tactical priority from the counter then move to cover and engage all remaining targets from cover.





MCTS Indoors – Nashville Armory
Stage 2
Course Designer: Terry Cheney

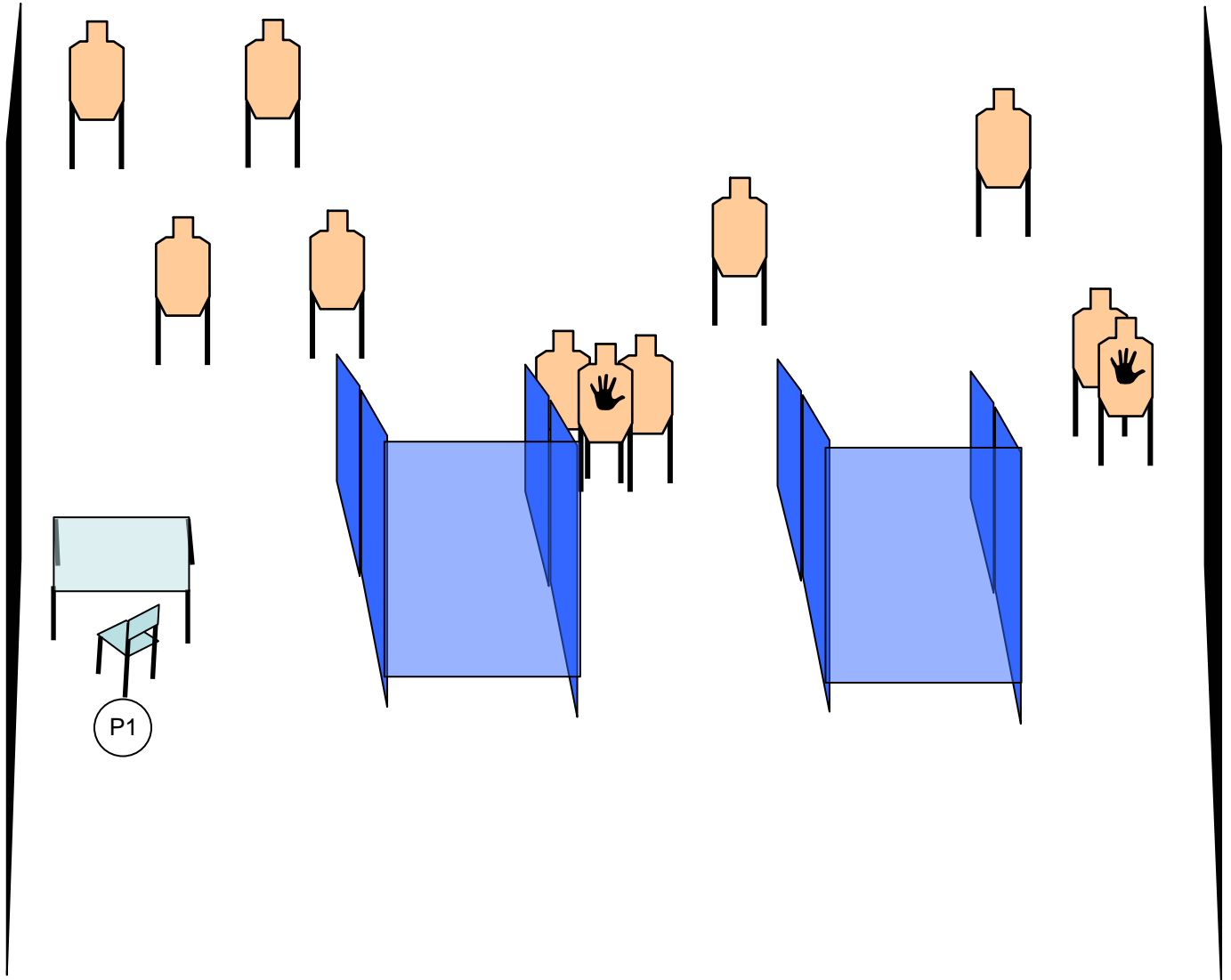


SCENARIO: Your completing the day end books and counting the money when the robbers attack again.

START POSITION: Sitting at P1, ledger book held in both hands, gun loaded to division capacity and sitting on the table.

STAGE PROCEDURE: At the signal pick up your gun and engage 4 targets in tactical priority then proceed to cover and engage all remaining targets from cover.

STRINGS: 1
SCORING: 18 rounds, Unlimited
TARGETS: 9 Threat, 2 Non Threat, Best 2 shots per target,
SCORED HITS: Audible - Last shot
START-STOP: Current IDPA Rules
RULES: Not Required
CONCEALMENT: Not Required





MCTS Indoors – Nashville Armory
Stage 3
Course Designer: Terry Cheney

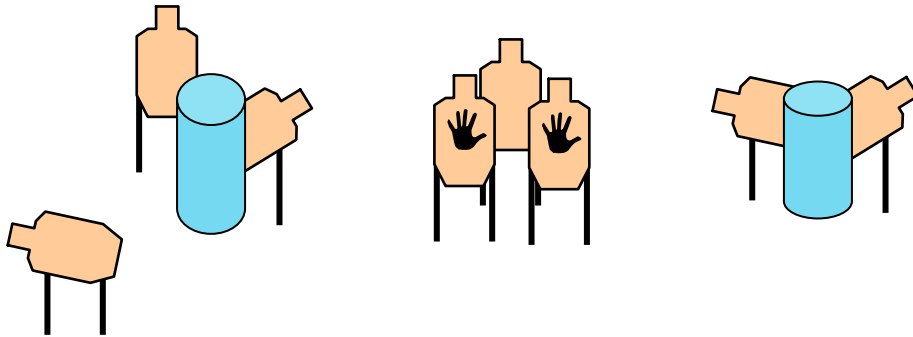


SCENARIO: What works best for you? Do you go for the easy shots or are you a hero and make the tough shots? For some of us they are all tough.

START POSITION: Standing at P1, gun loaded to division capacity and holstered.

STRINGS: 1
SCORING: 18 rounds, Unlimited
TARGETS: 6 Threat, 2 Non threat,
SCORED HITS: Best 3 shots per target,
START-STOP: Audible - Last shot
RULES: Current IDPA Rules
CONCEALMENT: Required

STAGE PROCEDURE: From P1, at the signal draw and engage all targets from cover.



P1



MCTS Indoors – Nashville Armory
Stage 4
Course Designer: Terry Cheney

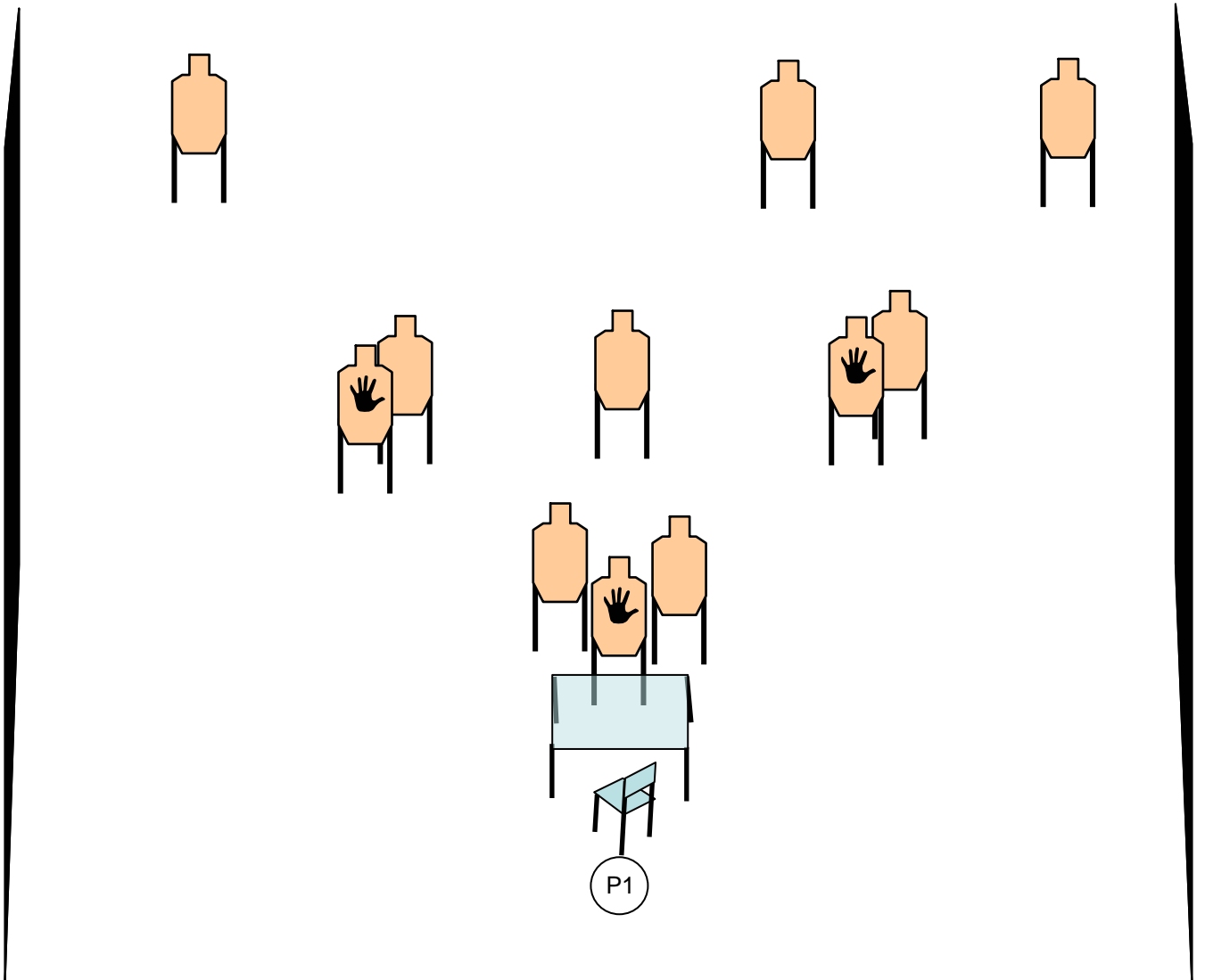


SCENARIO: Sitting comfortably at the outside table of your favorite restaurant waiting for food to arrive when the mob arrives.

START POSITION: Sitting at P1, gun loaded to division capacity bottle of Perrier in your strong hand.

STRINGS: 1
SCORING: 16 rounds, Unlimited
TARGETS: 8 Threat, 3 Non Threat,
SCORED HITS: Best 2 shots per target
START-STOP: Audible - Last shot
RULES: Current IDPA Rules
CONCEALMENT: Required

STAGE PROCEDURE: At the signal, remain sitting, draw and engage all targets in tactical priority. Don't spill the Perrier.





MCTS Indoors – Nashville Armory
Stage 5
Course Designer: Terry Cheney



SCENARIO: You are resting comfortably in your chair when 4 bad guys threaten you..

START POSITION: Sitting at P1, gun loaded to division capacity and holstered.

STRINGS: 1
SCORING: 12 rounds, Limited
TARGETS: 4 Threat
SCORED HITS: Best 3 shots per target,
START-STOP: Audible - Last shot
RULES: Current IDPA Rules
CONCEALMENT: Not Required

STAGE PROCEDURE: At the signal stand, draw and engage all targets in tactical sequence, strong hand only.

