



# MCTS USPSA August 2015

## Stage 1 Bay 1

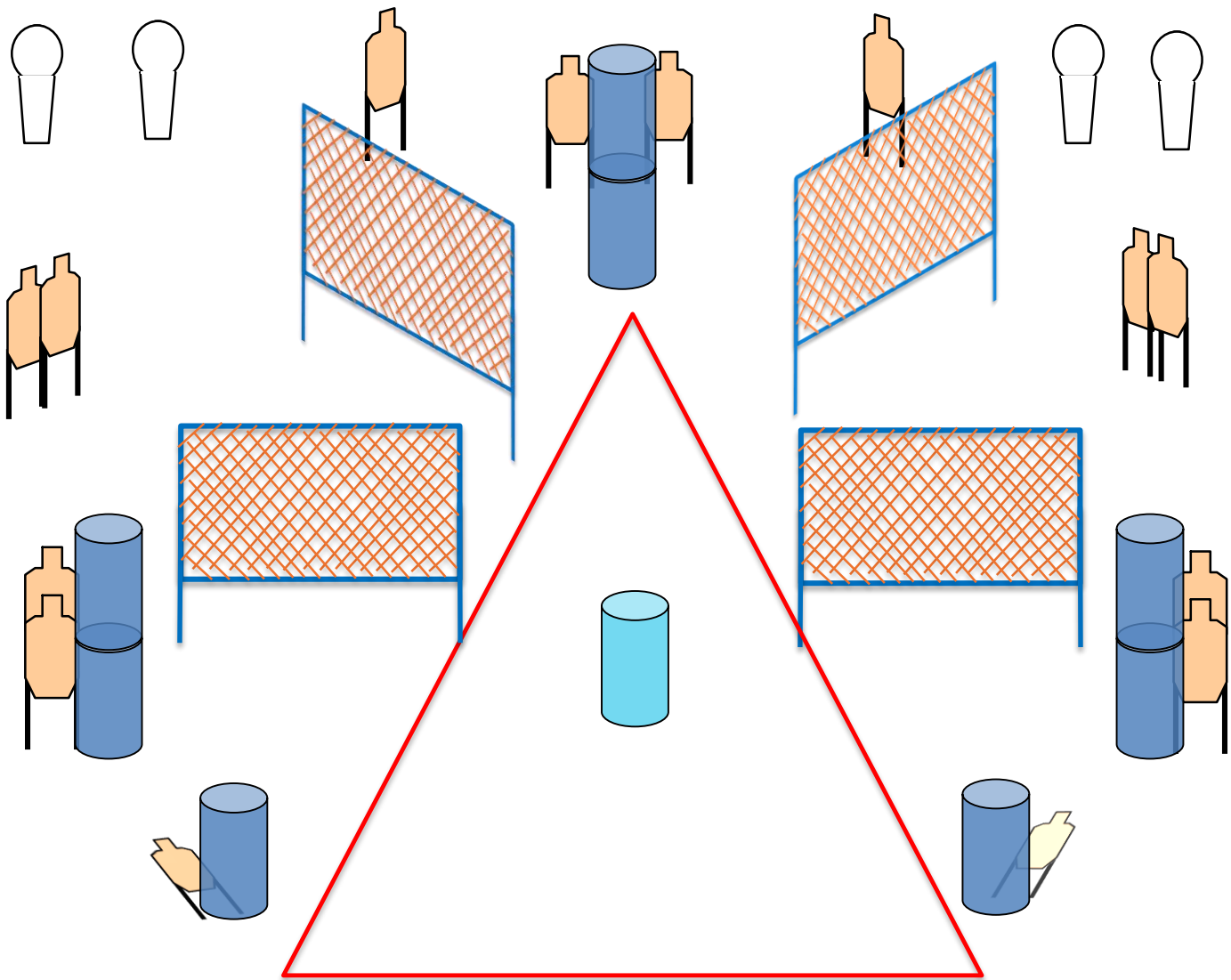
Course Designer: John R. Finkle



**START POSITION:** Weapon and one mag, clip, speed loader on barrel. Weapon unloaded. Slide down, cylinder closed.

**STAGE PROCEDURE:** At the signal engage all targets from within the shooting area.

**STRINGS:** 1  
**SCORING:** 32 rounds min, Comstock, 160 Pts.  
**TARGETS:** 14 threat, 4 Steel  
**SCORED HITS:** Best 2 per target, steel must fall  
**START-STOP:** Audible - Last shot  
**RULES:** Current USPSA





MCTS USPSA August 2015  
Stage 2 Bay 2  
Course Designer: John R. Finkle




# All Steel Target House stage!!!!



# MCTS USPSA August 2015

## Stage 3 Bay 3

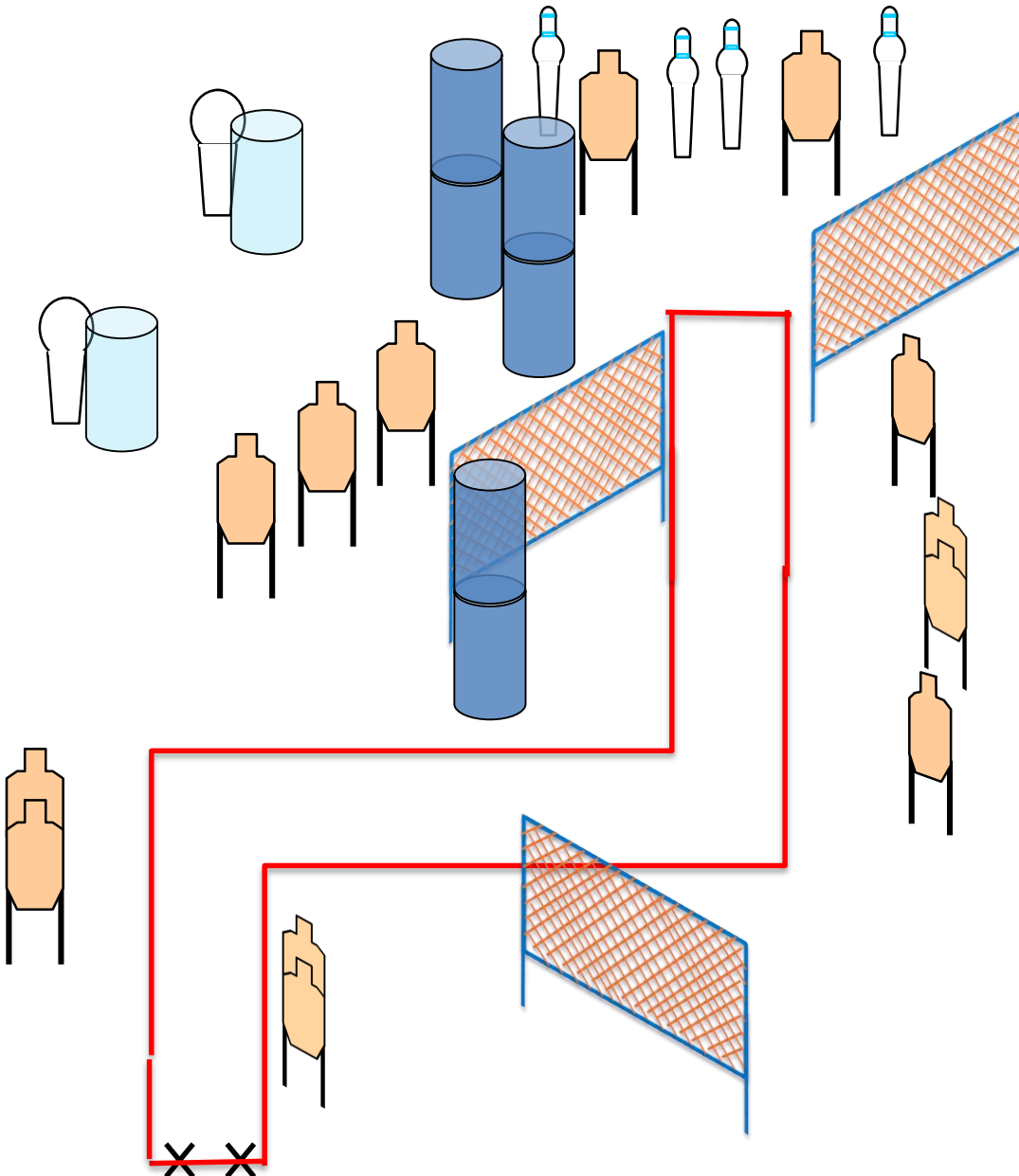
Course Designer: John R. Finkle



**START POSITION:** Weapon Loaded and Holstered.  
Heels on X's.

**STAGE PROCEDURE:** At the signal engage all targets from within the shooting area.

**STRINGS:** 1  
**SCORING:** 32 rounds min, Comstock, 160 Pts.  
**TARGETS:** 13 threat, 6 Steel  
**SCORED HITS:** Best 2 per target, steel must fall  
**START-STOP:** Audible - Last shot  
**RULES:** Current USPSA





# MCTS USPSA August 2015

## Stage 4 Bay 4

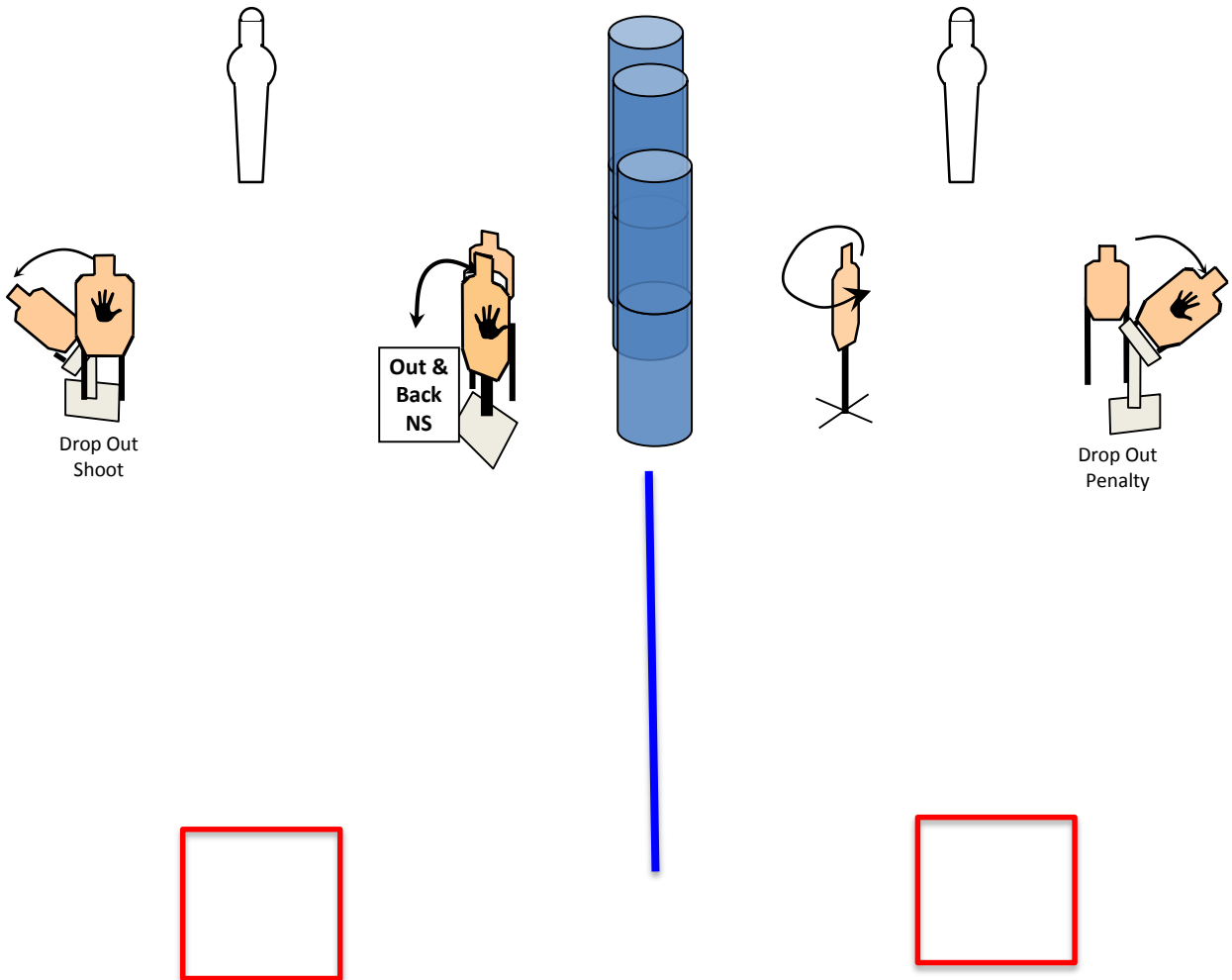
Course Designer: John R. Finkle



**START POSITION:** Weapon Loaded and Holstered.  
Inside either box. Facing up range. Hands at surrender position.

**STAGE PROCEDURE:** At the signal engage each array from the corresponding shooting box.  
Mandatory reload before shooting at the next box.

**STRINGS:** 1  
**SCORING:** 10 rounds min, Comstock, 50 Pts.  
**TARGETS:** 4 threat, 3 non threat, 2 Steel  
**SCORED HITS:** Best 2 per target, steel must fall  
**START-STOP:** Audible - Last shot  
**RULES:** Current USPSA





# MCTS USPSA August 2015

## Stage 5 Bay 5

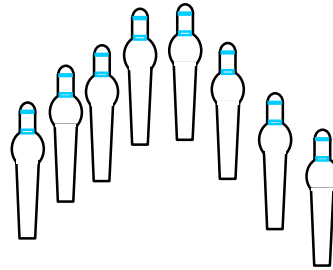
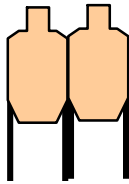
Course Designer: John R. Finkle



**START POSITION:** Weapon Loaded and Holstered.  
Standing in either box.

**STAGE PROCEDURE:** At the signal engage all targets from within the corresponding box. Reload between boxes.

**STRINGS:** 1  
**SCORING:** 16 rounds min, Comstock, 90 Pts.  
**TARGETS:** 4 threat, 8 Steel  
**SCORED HITS:** Best 2 per target, steel must fall  
**START-STOP:** Audible - Last shot  
**RULES:** Current USPSA





RULES: Practical Shooting Handbook, Latest Edition COURSE DESIGNER: Mike ...

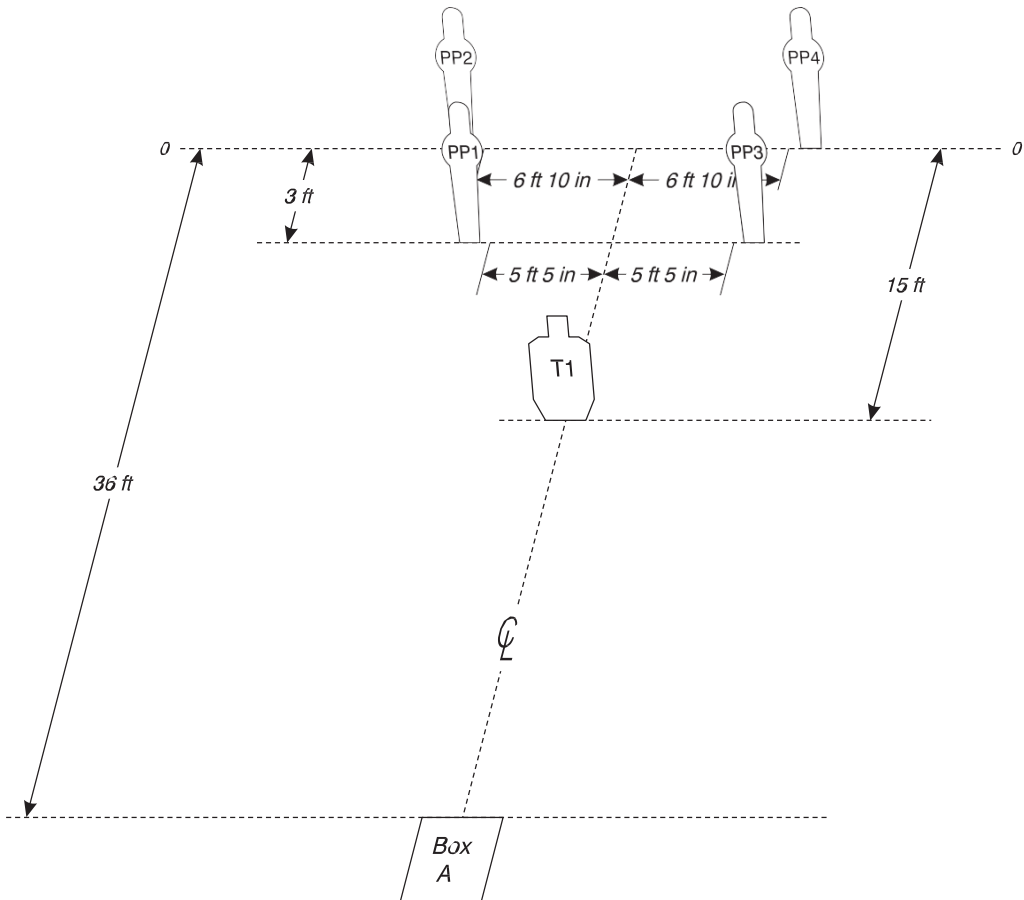
START POSITION: Standing in Box A facing targets with both wrists above respective shoulders. Handgun is loaded and holstered as per ready condition in rule 8.1.1 and 8.1.2.

STAGE PROCEDURE

Upon start signal, from Box A, engage T1 and PP4. PP1-

SCORING

SCORING: Comstock, 6 rounds, 30 points
TARGETS: 1 IPSC, 4 Pepper poppers SCORED HITS: Best 2/paper, KD = 1 A START - STOP: Audible - Last shot
PENALTIES: Per current edition of USPSA Practical Shooting Handbook.



SETUP NOTES: ... at shoulders.

Box A is 3 feet by 3 feet. Set T1 to

