



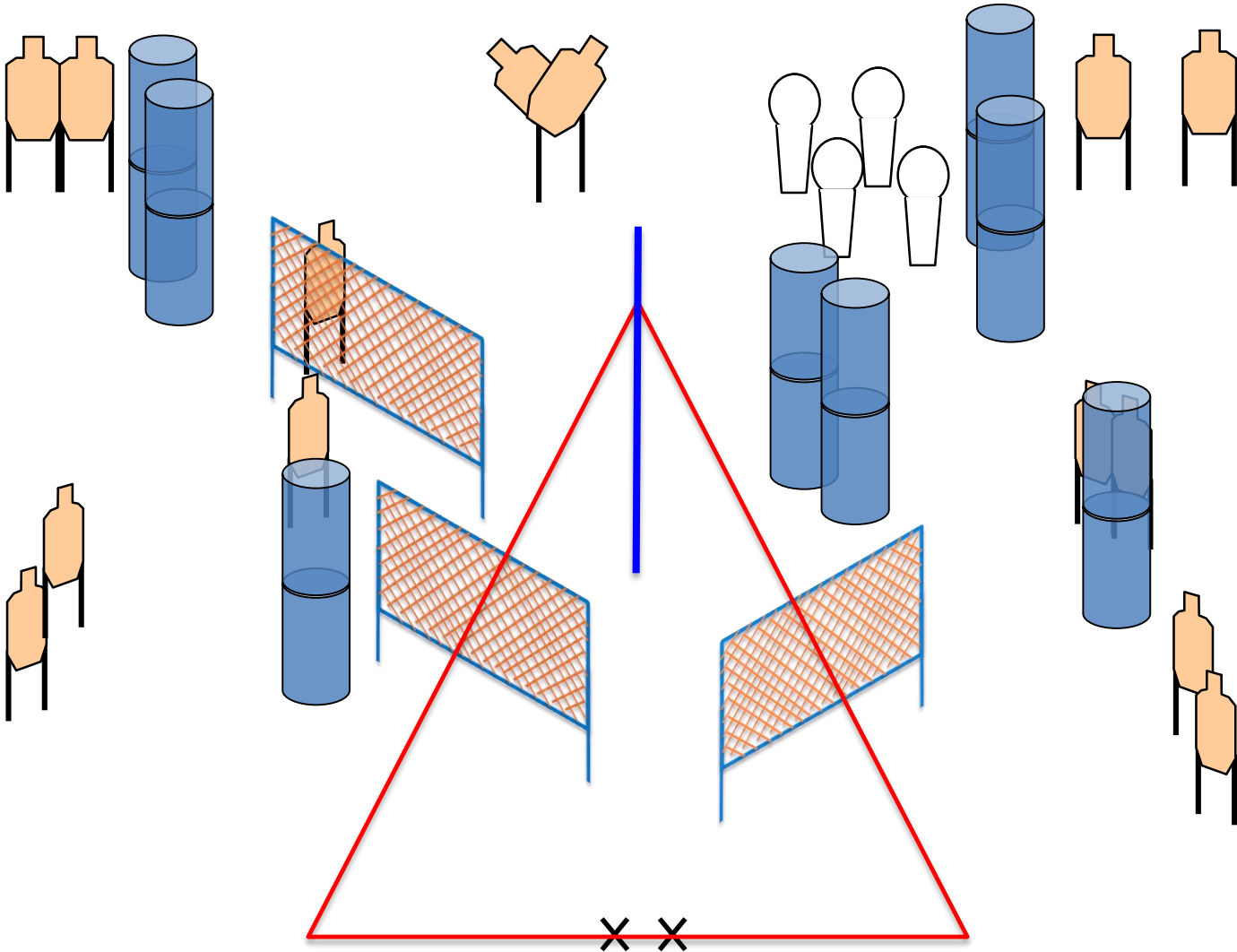
Music City Tactical Shooters
Stage: 1 Bay: 1
Course Designer: John R. Finkle



START POSITION: Handgun Loaded and Holstered.
Facing downrange, heels on X's, hands relaxed at sides.

STAGE PROCEDURE: At the signal engage all targets from within the shooting area. Walls and barrels are hard cover.

STRINGS: 1
SCORING: 32 rounds min, Comstock, 160 Pts.
TARGETS: 14 metric, 4 Steel
SCORED HITS: Best 2 per target, steel must fall
START-STOP: Audible - Last shot
RULES: Current USPSA





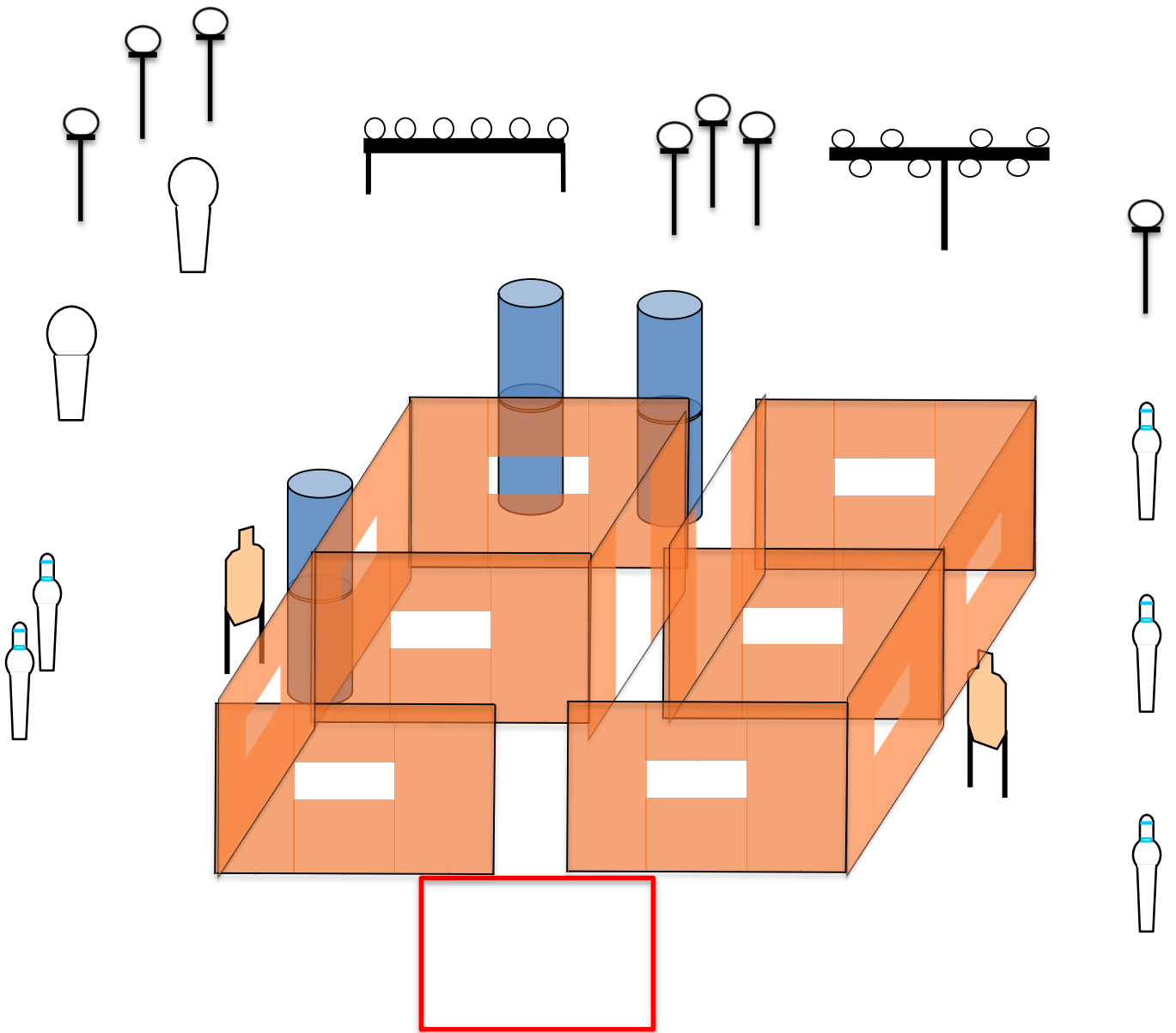
Music City Tactical Shooters
Stage: 2 Bay: 2
Course Designer: John R. Finkle



START POSITION: Handgun Loaded and Holstered.
Facing downrange, outside of house, inside of shooting area, hands relaxed at sides.

STAGE PROCEDURE: At the signal engage all targets from within the shooting area and house. All rooms in house are available. All props are hard cover.

STRINGS: 1
SCORING: 32 rounds min, Comstock, 160 Pts.
TARGETS: 2 metric, 28 Steel
SCORED HITS: Best 2 per target, steel must fall
START-STOP: Audible - Last shot
RULES: Current USPSA





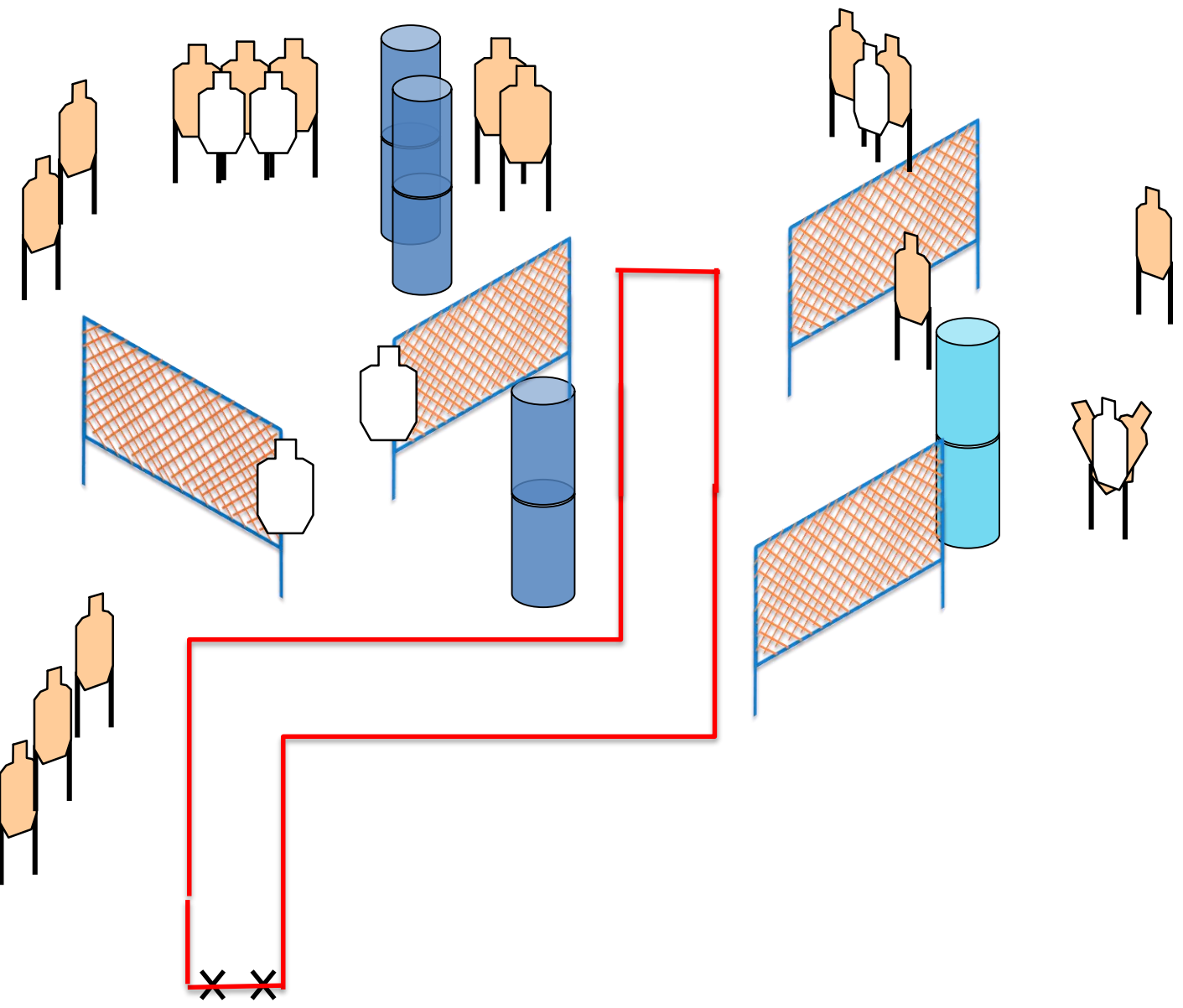
Music City Tactical Shooters
Stage: 3 Bay: 3
Course Designer: John R. Finkle



START POSITION: Handgun Loaded and Holstered.
Facing downrange, hands relaxed at sides.

STAGE PROCEDURE: At the signal engage all targets from within the shooting area. . Walls and barrels are hard cover.

STRINGS: 1
SCORING: 32 rounds min, Comstock, 160 Pts.
TARGETS: 16 metric
SCORED HITS: Best 2 per target
START-STOP: Audible - Last shot
RULES: Current USPSA





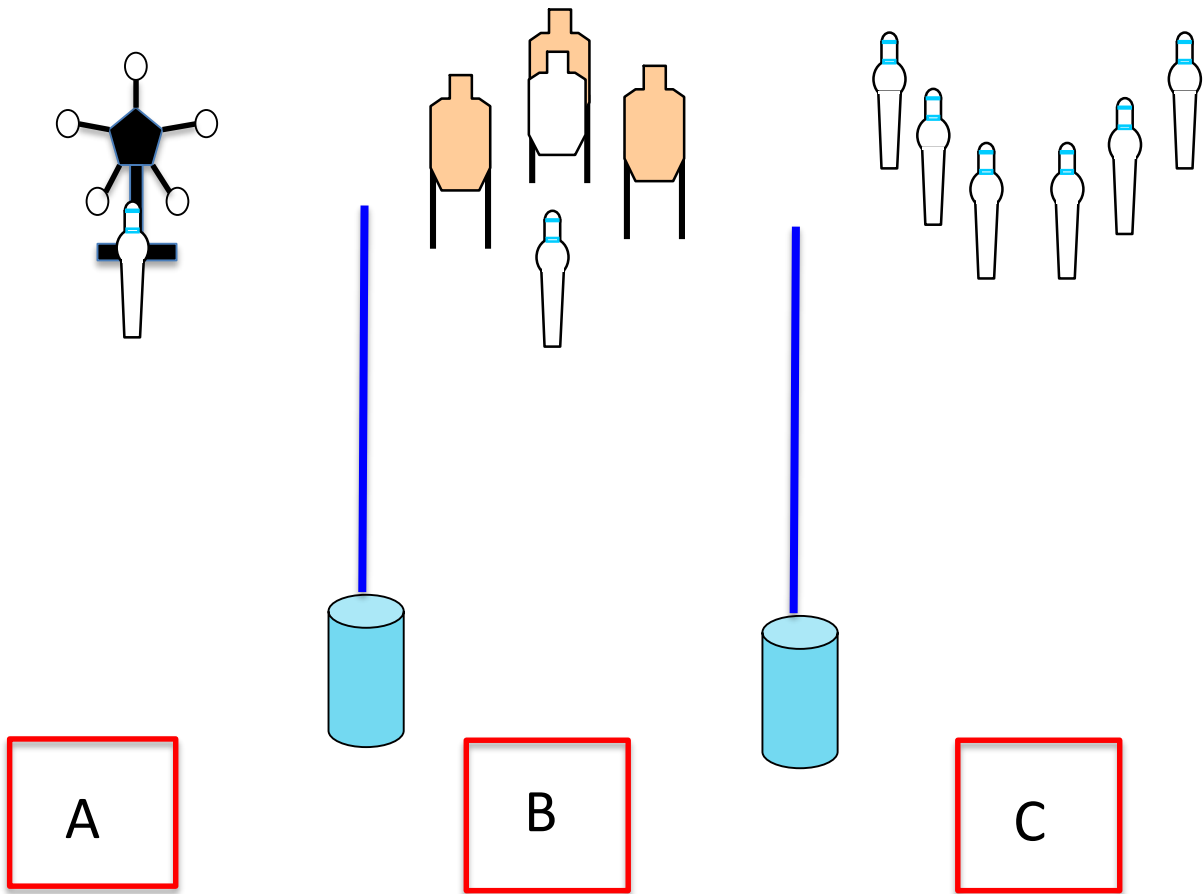
Music City Tactical Shooters
Stage: 4 Bay: 4
Course Designer: John R. Finkle



START POSITION: Standing in box A or box C. Weapon Unloaded and Holstered slide forward and hammer down. Facing downrange, hands relaxed at sides. All ammo on barrels.

STAGE PROCEDURE: At the signal engage all targets from the shooting boxes. All props are hard cover.

STRINGS: 1
SCORING: 19 rounds min, Comstock, 95 Pts.
TARGETS: 3 metric, 13 Steel
SCORED HITS: Best 2 per target, steel must fall
START-STOP: Audible - Last shot
RULES: Current USPSA





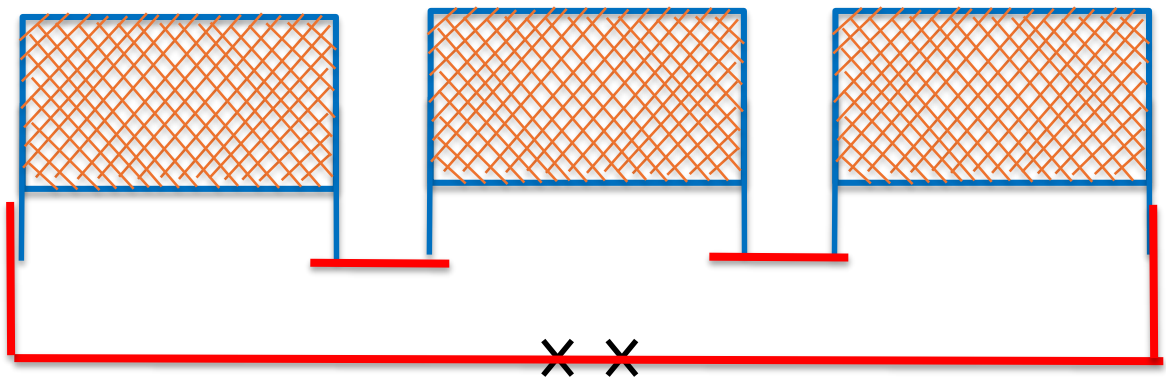
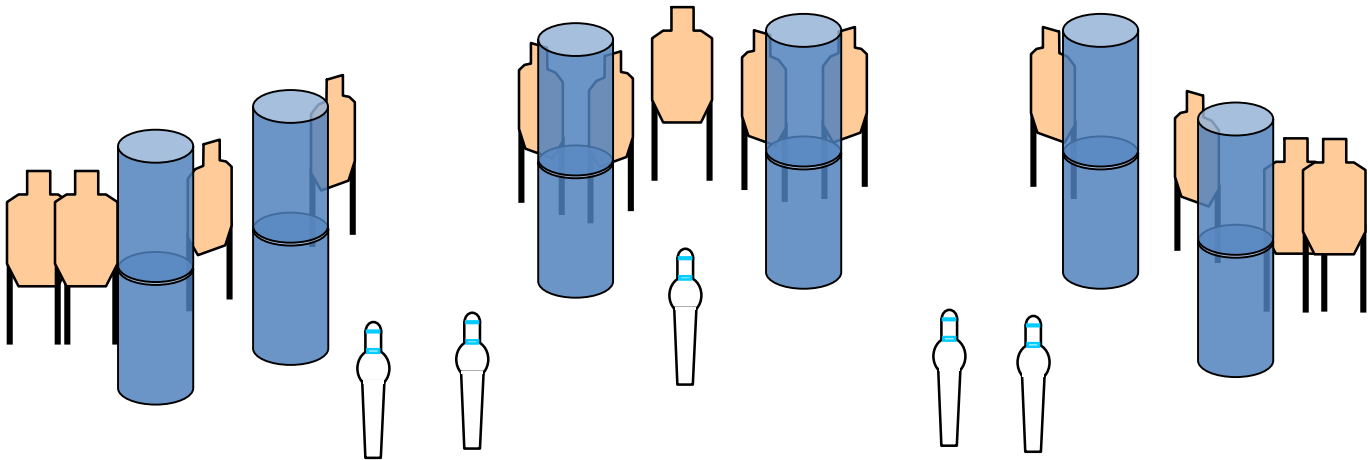
Music City Tactical Shooters
Stage: 5 Bay: 5
Course Designer: John R. Finkle



START POSITION: Handgun Loaded and Holstered.
Facing downrange, hands relaxed at sides. Heels on X's.

STAGE PROCEDURE: At the signal engage all targets from within the shooting area. Walls and barrels are hard cover.

STRINGS: 1
SCORING: 31 rounds min, Comstock, 155 Pts.
TARGETS: 13 metric, 5 Steel
SCORED HITS: Best 2 per target, steel must fall
START-STOP: Audible - Last shot
RULES: Current USPSA





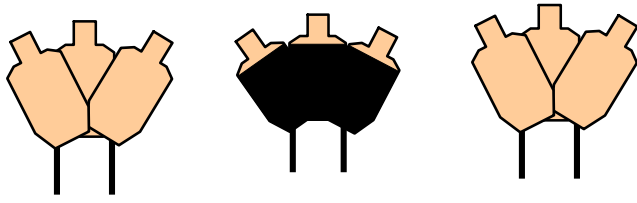
Music City Tactical Shooters
Stage: 6 Bay: 7
Course Designer: John R. Finkle



START POSITION: Standing in stated box. Handgun Loaded and Holstered. Facing downrange, hands relaxed at sides.
Str. 1 box A. Str. 2 box B. Str. 3 box C.

STAGE PROCEDURE: For each string, at the signal engage one target array with two shots each. One must be shot SHO, one shot WHO.

STRINGS: 3
SCORING: 18 rounds min, Virginia 90 Pts.
TARGETS: 9 metric
SCORED HITS: Best 2 per target
START-STOP: Audible - Last shot
RULES: Current USPSA



C

B

A