



MCTS Indoors – Nashville Armory
Stage 1
Course Designer: Terry Cheney

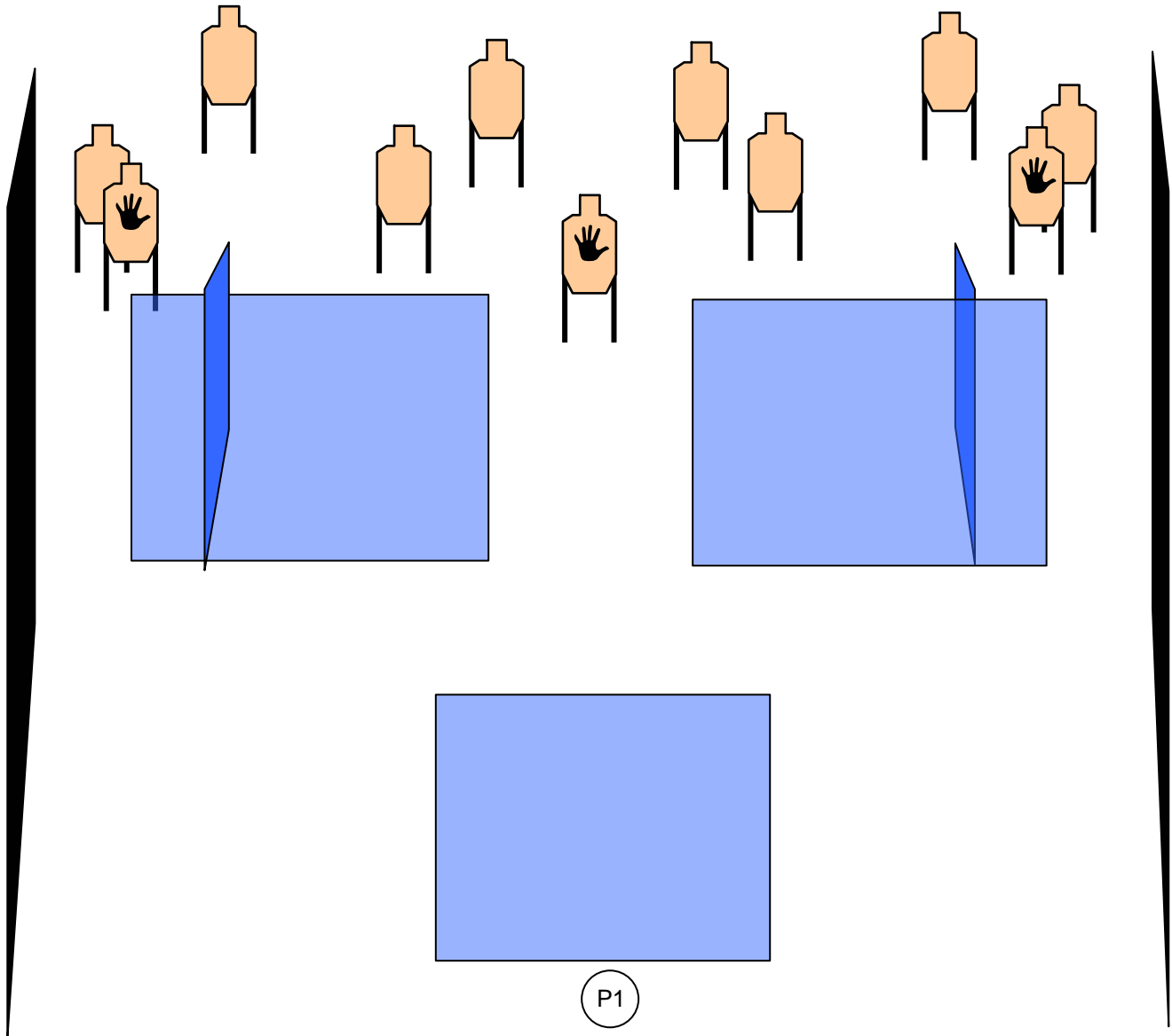


SCENARIO: Wall to wall trouble. Which way to you go and how are you going to take care of the trouble?

START POSITION: Standing at P1, hands in surrender position, gun loaded to division capacity and holstered.

STRINGS: 1
SCORING: 16 rounds, Unlimited
TARGETS: 8 Threat, 3 Non Threat,
SCORED HITS: 2 shots per target,
START-STOP: Audible - Last shot
RULES: Current IDPA Rules
CONCEALMENT: Required

STAGE PROCEDURE: From P1, at the signal draw and engage all targets from cover with 2 rounds each.





MCTS Indoors – Nashville Armory
Stage 2
Course Designer: Terry Cheney

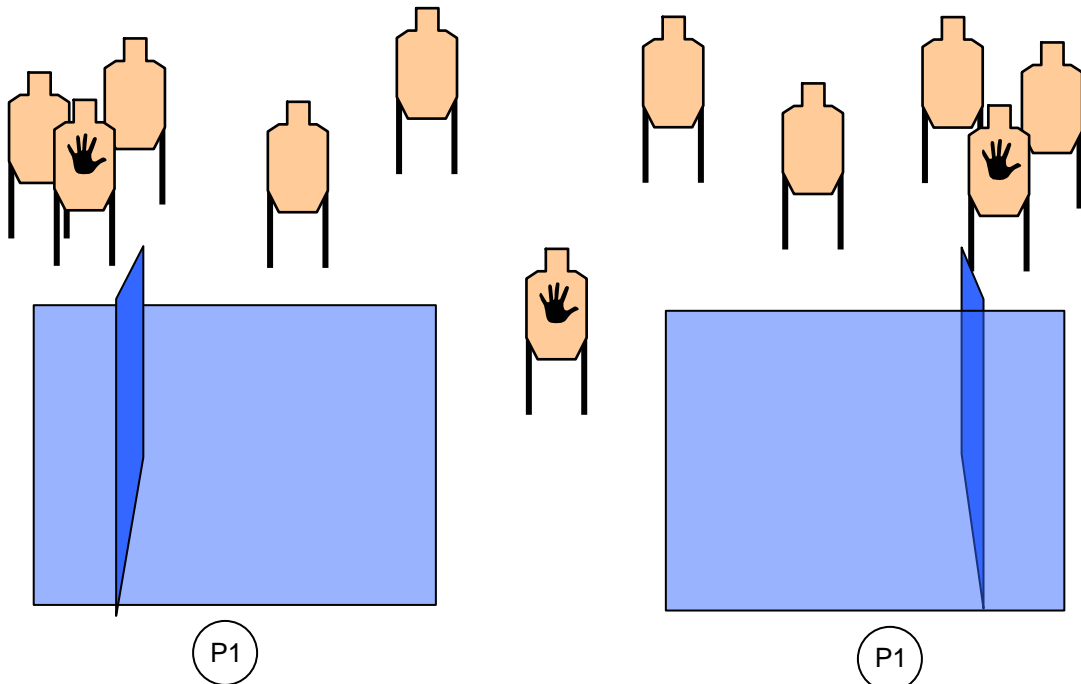


SCENARIO: Left or right, take your pick but you still have to engage all you can see before you cross the opening.

START POSITION: Standing at either P1, gun loaded to division capacity and holstered.

STRINGS: 1
SCORING: 16 rounds, Unlimited
TARGETS: 8 Threat, 4 Non Threat,
SCORED HITS: 2 shots per target,
START-STOP: Audible - Last shot
RULES: Current IDPA Rules
CONCEALMENT: Required

STAGE PROCEDURE: At the signal draw and engage all targets with 2 rounds each from cover.





MCTS Indoors – Nashville Armory
Stage 3
Course Designer: Terry Cheney

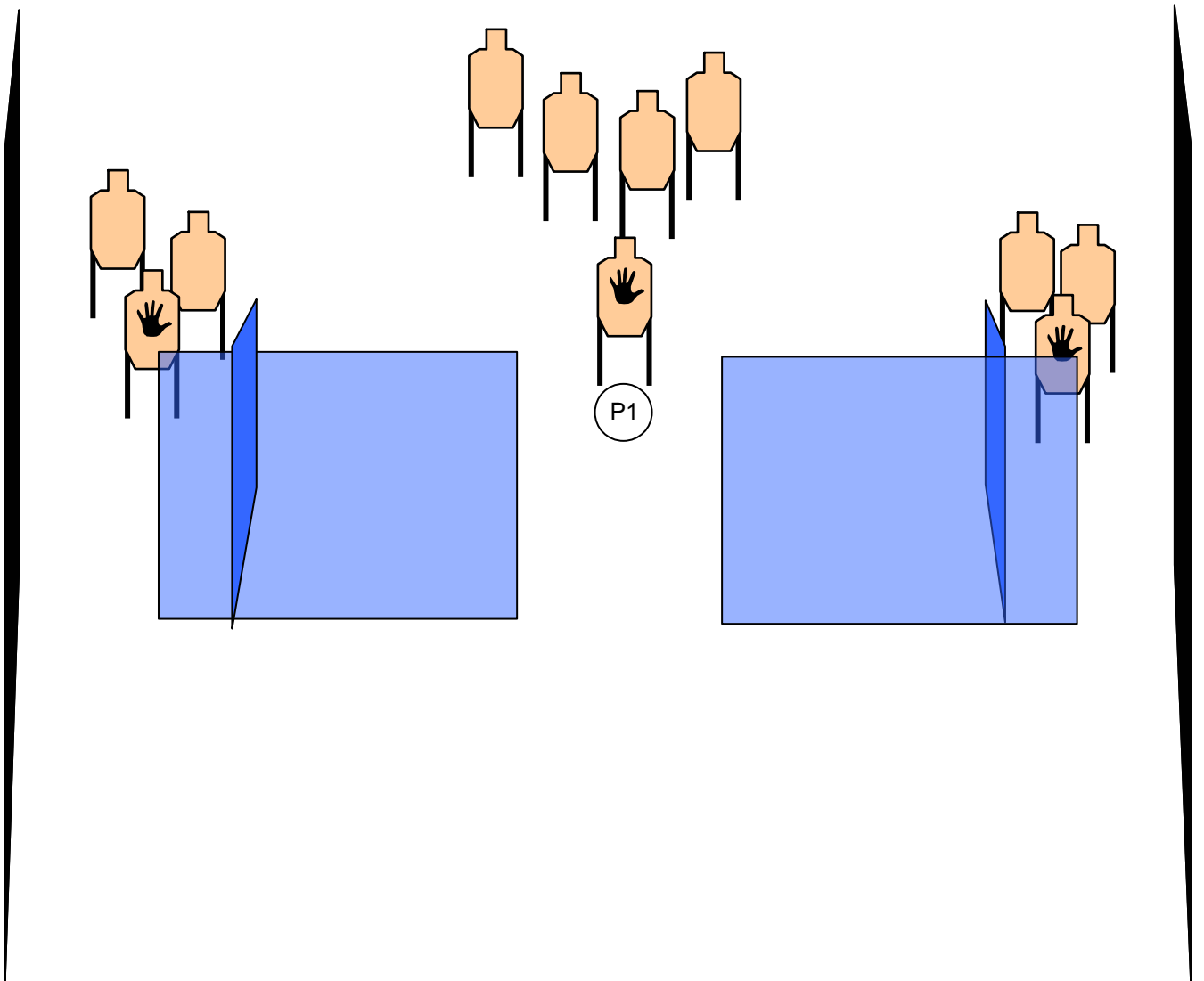


SCENARIO: Caught in a bad place, battle your way to cover and take care of the bad.

START POSITION: Standing at P1, hands in surrender position, gun loaded to division capacity.

STRINGS: 1
SCORING: 16 rounds, Unlimited
TARGETS: 8 Threat, 3 Non Threat,
SCORED HITS: 2 shots per target
START-STOP: Audible - Last shot
RULES: Current IDPA Rules
CONCEALMENT: Required

STAGE PROCEDURE: At the signal, engage 4 visible targets with 2 rounds each while retreating. Make up shots are allowed from cover. Engage all remaining targets with 2 rounds each from cover.





MCTS Indoors – Nashville Armory
Stage 4
Course Designer: Terry Cheney

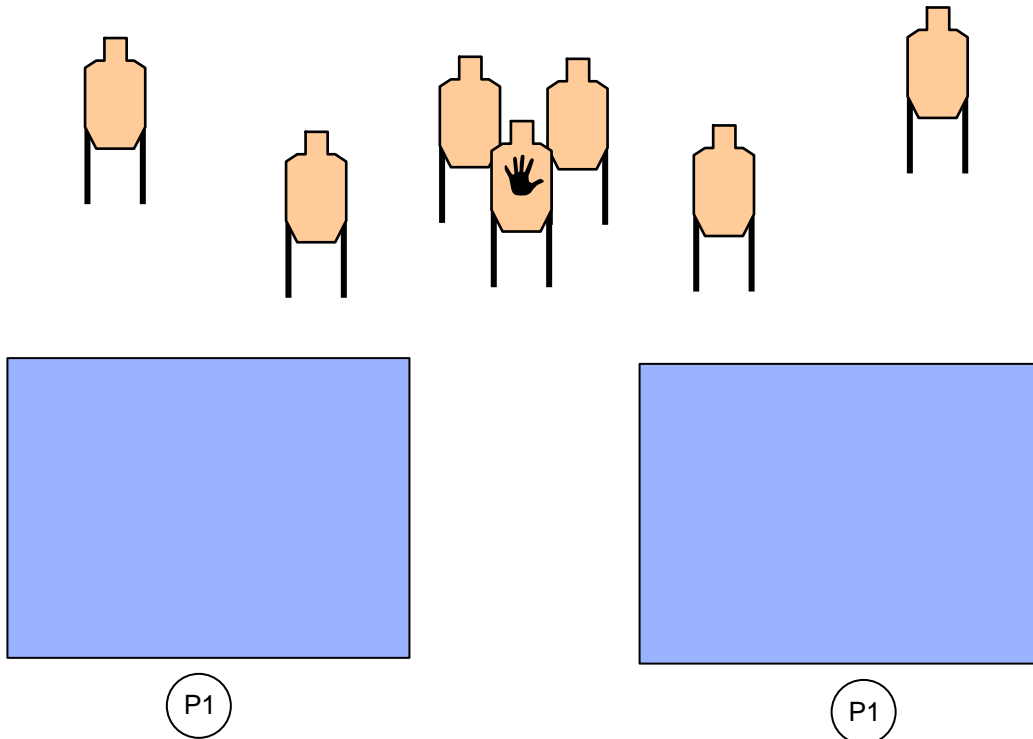


SCENARIO: What works best for you? You can see them all but can you shoot them all?

START POSITION: Standing at either P1, gun loaded to division capacity and holstered.

STRINGS: 1
SCORING: 18 rounds, Unlimited
TARGETS: 6 Threat, 1 Non threat,
SCORED HITS: 3 shots per target,
START-STOP: Audible - Last shot
RULES: Current IDPA Rules
CONCEALMENT: Required

STAGE PROCEDURE: From P1, at the signal draw and engage all targets with 3 rounds each from cover.





MCTS Indoors – Nashville Armory
Stage 5
Course Designer: Terry Cheney

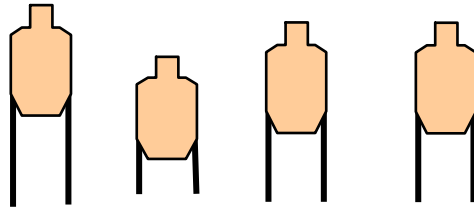


SCENARIO: You have made it to the end so we'll finish up with a little tactical sequence drill.

START POSITION: Standing at P1, gun loaded to division capacity and holstered.

STRINGS: 1
SCORING: 12 rounds, Limited
TARGETS: 4 Threat, 0 Non Threat
SCORED HITS: 3 shots per target, (1 head 2 body)
START-STOP: Audible - Last shot
RULES: Current IDPA Rules
CONCEALMENT: Not Required

STAGE PROCEDURE: At the signal draw and engage all targets in tactical sequence, strong hand only with 1 round to the head and 2 to the body.



P1

