



MCTS Indoors – Nashville Armory
Stage 1
Course Designer: Terry Cheney

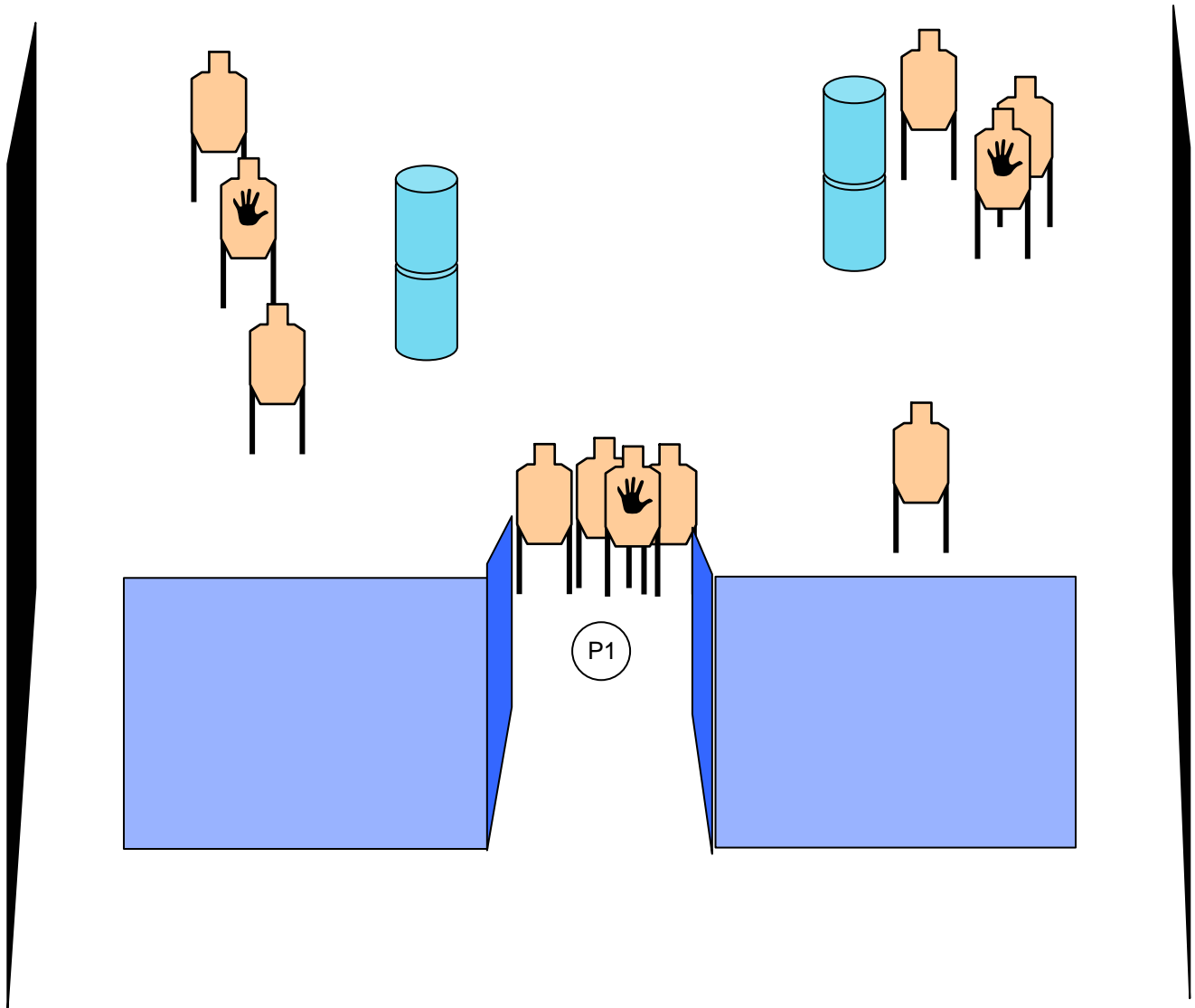


SCENARIO: Caught in the alley and only one way out. Fight your way out and take care of all the bad guys.

START POSITION: Standing at P1, hands in surrender position, gun loaded to division capacity and holstered.

STRINGS: 1
SCORING: 16 rounds, Unlimited
TARGETS: 8 Threat, 3 Non Threat,
SCORED HITS: 2 shots per target,
START-STOP: Audible - Last shot
RULES: Current IDPA Rules
CONCEALMENT: Required

STAGE PROCEDURE: From P1, at the signal draw and engage T1, T2 & T3 in tactical sequence with 2 rounds each while retreating to cover. Engage all remaining targets with 2 rounds each from cover.





MCTS Indoors – Nashville Armory
Stage 2
Course Designer: Terry Cheney

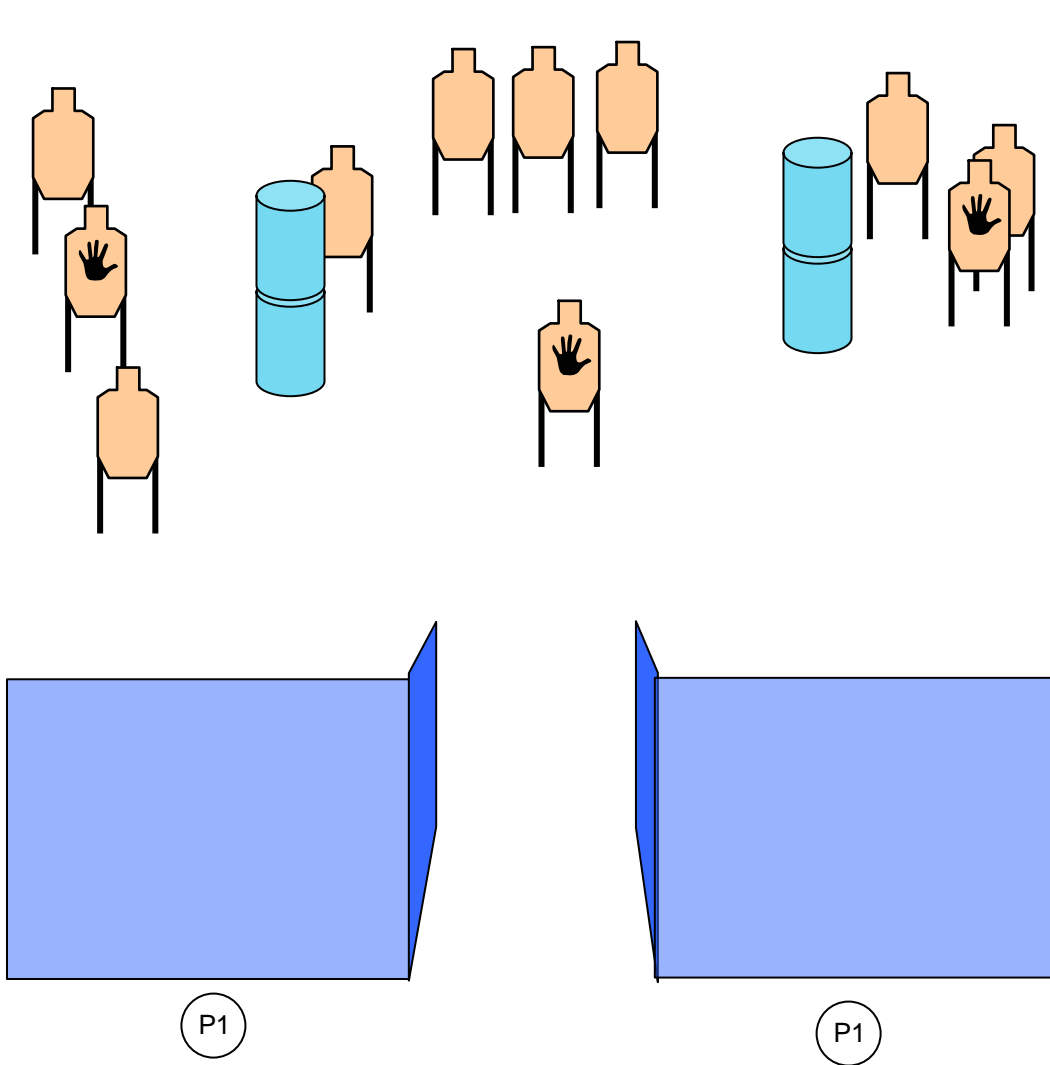


SCENARIO: Walking down the street you hear a commotion on the side street but they have friends around the corners of the buildings. Which ones will you take care of first?

START POSITION: Standing at either P1, gun loaded to division capacity and holstered.

STRINGS: 1
SCORING: 16 rounds, Unlimited
TARGETS: 8 Threat, 4 Non Threat,
SCORED HITS: 2 shots per target,
START-STOP: Audible - Last shot
RULES: Current IDPA Rules
CONCEALMENT: Required

STAGE PROCEDURE: At the signal draw and engage all targets with 2 rounds each from cover.





MCTS Indoors – Nashville Armory
Stage 3
Course Designer: Terry Cheney

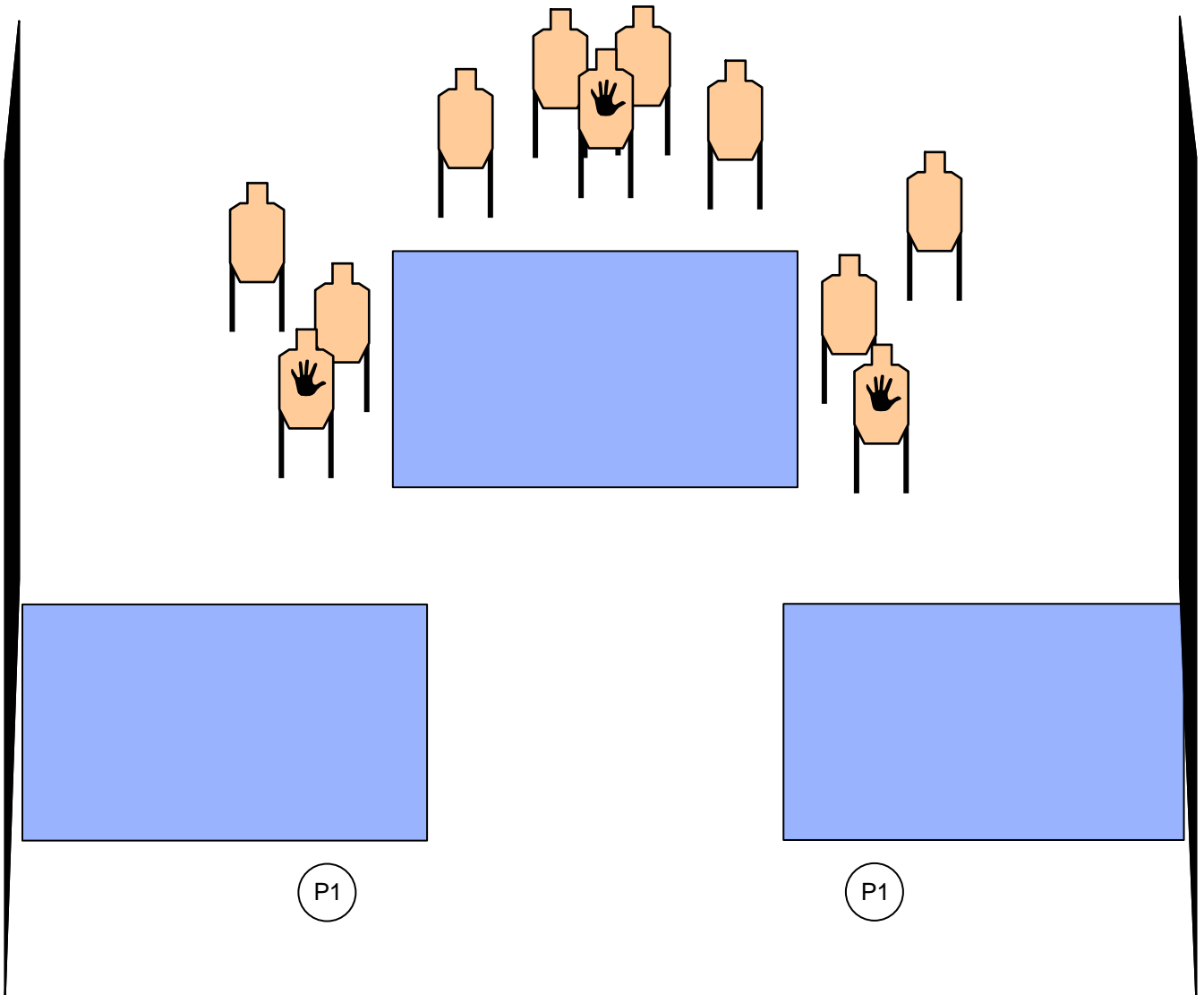


SCENARIO: Wall to wall trouble. Use the walls to protect yourself and take care of the trouble.

START POSITION: Standing at either P1, gun loaded to division capacity.

STRINGS: 1
SCORING: 16 rounds, Unlimited
TARGETS: 8 Threat, 3 Non Threat,
SCORED HITS: 2 shots per target
START-STOP: Audible - Last shot
RULES: Current IDPA Rules
CONCEALMENT: Required

STAGE PROCEDURE: At the signal, engage all targets with 2 rounds each from cover.





MCTS Indoors – Nashville Armory
Stage 4
Course Designer: Terry Cheney

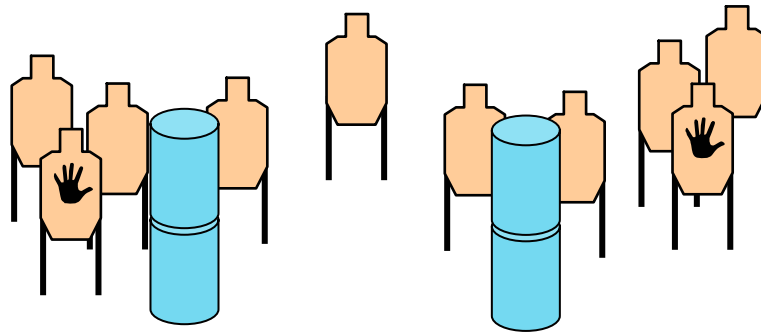


SCENARIO: You have to think which can be painful if you think too long. Make your decision quickly and take care of the bad guys.

START POSITION: Standing at P1, gun loaded to division capacity and holstered.

STRINGS: 1
SCORING: 16 rounds, Unlimited
TARGETS: 8 Threat, 4 Non threat,
SCORED HITS: 2 shots per target,
START-STOP: Audible - Last shot
RULES: Current IDPA Rules
CONCEALMENT: Required

STAGE PROCEDURE: From P1, at the signal draw and engage all targets with 2 rounds each from cover.



P1





MCTS Indoors – Nashville Armory
Stage 5
Course Designer: Terry Cheney

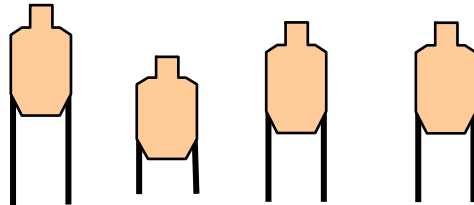


SCENARIO: You have made it to the end so we'll finish up with a little tactical sequence drill.

START POSITION: Standing at P1, gun loaded to division capacity and holstered.

STRINGS: 1
SCORING: 12 rounds, Limited
TARGETS: 4 Threat, 0 Non Threat
SCORED HITS: 3 shots per target, (1 head 2 body)
START-STOP: Audible - Last shot
RULES: Current IDPA Rules
CONCEALMENT: Not Required

STAGE PROCEDURE: At the signal draw and engage all targets in tactical sequence, strong hand only with 2 rounds to the body and 1 to the head.



P1

