



Music City Tactical Shooters  
Stage 1 Bay 1  
Course Designer: Terry Cheney

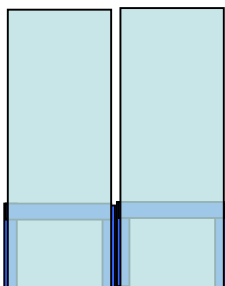
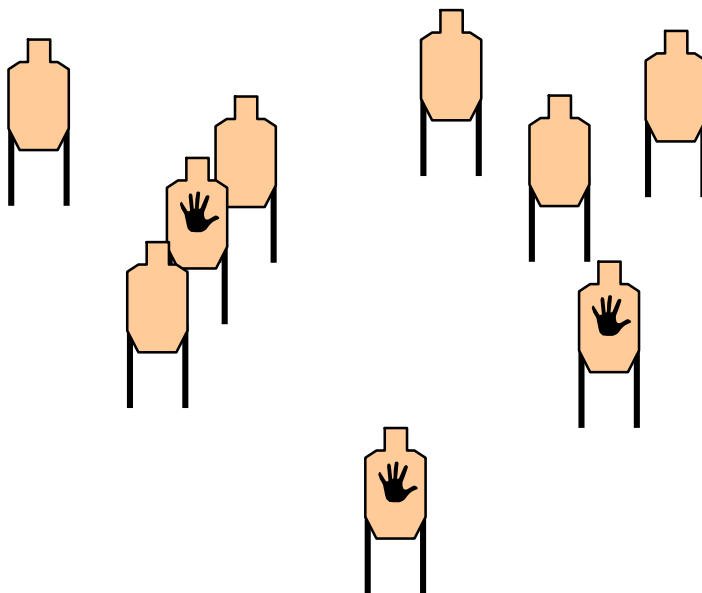


**SCENARIO:** The IRS guys are a long way off but they're coming to get you so take your time and aim carefully.

**START POSITION:** Standing at P1 handgun loaded to division capacity and holstered.

**STRINGS:** 1  
**SCORING:** 18 rounds, Unlimited  
**TARGETS:** 6 Threat, 3 Non Threat,  
**SCORED HITS:** 3 shots per target  
**START-STOP:** Audible - Last shot  
**RULES:** Current IDPA Rules  
**CONCEALMENT:** Required

**STAGE PROCEDURE:** From P1, at the signal draw and engage all targets from cover with 3 rounds each.



P1



Music City Tactical Shooters  
Stage 2 Bay 2  
Course Designer: Terry Cheney

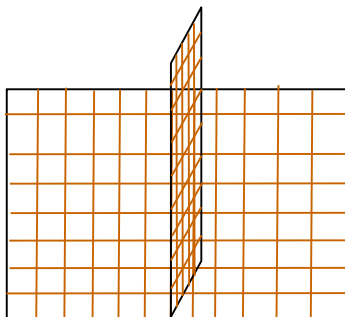
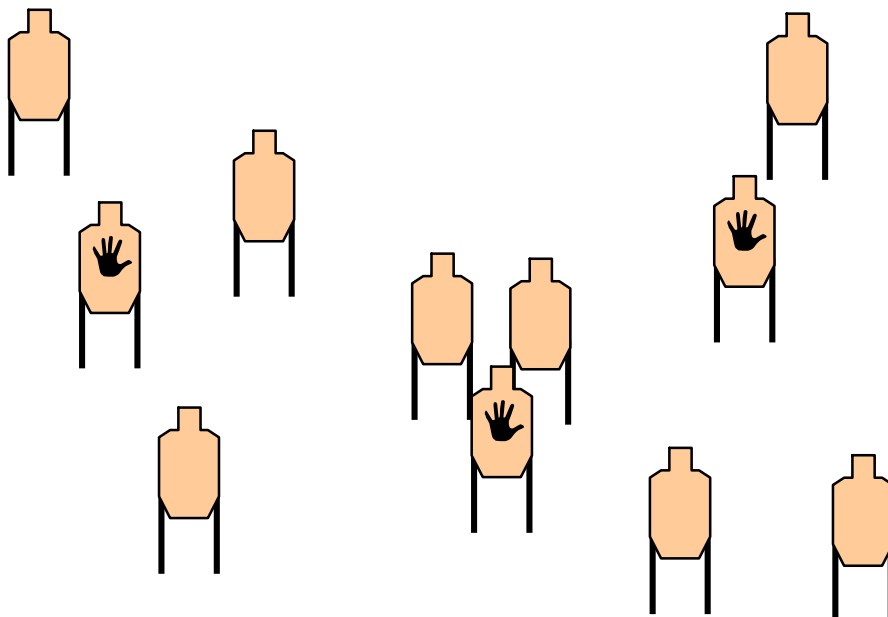


**SCENARIO:** Right and left, far and near, which one gets the first shot? It's tax day so get them all.

**START POSITION:** Standing at P1 handgun loaded to division capacity and holstered.

**STRINGS:** 1  
**SCORING:** 16 rounds, Unlimited  
**TARGETS:** 8 Threat, 3 Non Threat,  
**SCORED HITS:** 2 shots per target  
**START-STOP:** Audible - Last shot  
**RULES:** Current IDPA Rules  
**CONCEALMENT:** Required

**STAGE PROCEDURE:** From P1, at the signal draw engage all targets with 2 rounds each from cover.



P1



Music City Tactical Shooters  
Stage 3 Bay 1  
Course Designer: Terry Cheney

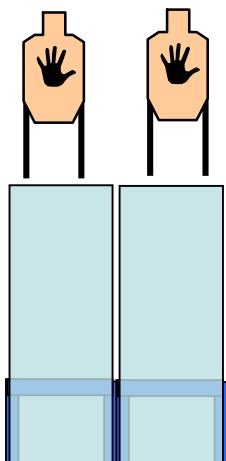
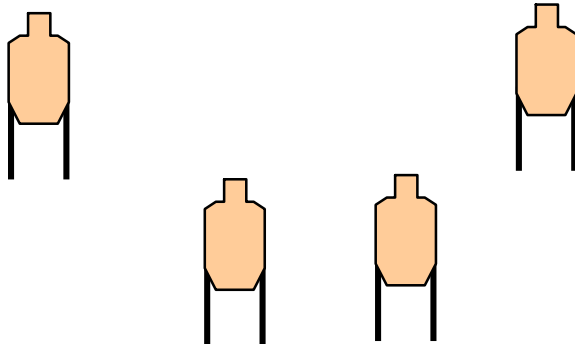


**SCENARIO:** These guys are strong and want your tax refund so it takes extra shots to bring them down.

**START POSITION:** Handgun loaded to division capacity and holstered standing at P1.

**STRINGS:** 1  
**SCORING:** 16 rounds, Unlimited  
**TARGETS:** 4 Threat, 2 Non Threat,  
**SCORED HITS:** 4 shots per target  
**START-STOP:** Audible - Last shot  
**RULES:** Current IDPA Rules  
**CONCEALMENT:** Required

**STAGE PROCEDURE:** From P1, at the signal, engage all targets with 1 round each from cover, perform a loaded chamber reload and engage all targets from cover with 3 more rounds each.



P1



Music City Tactical Shooters  
Stage 4 Bay 2  
Course Designer: Terry Cheney

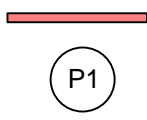
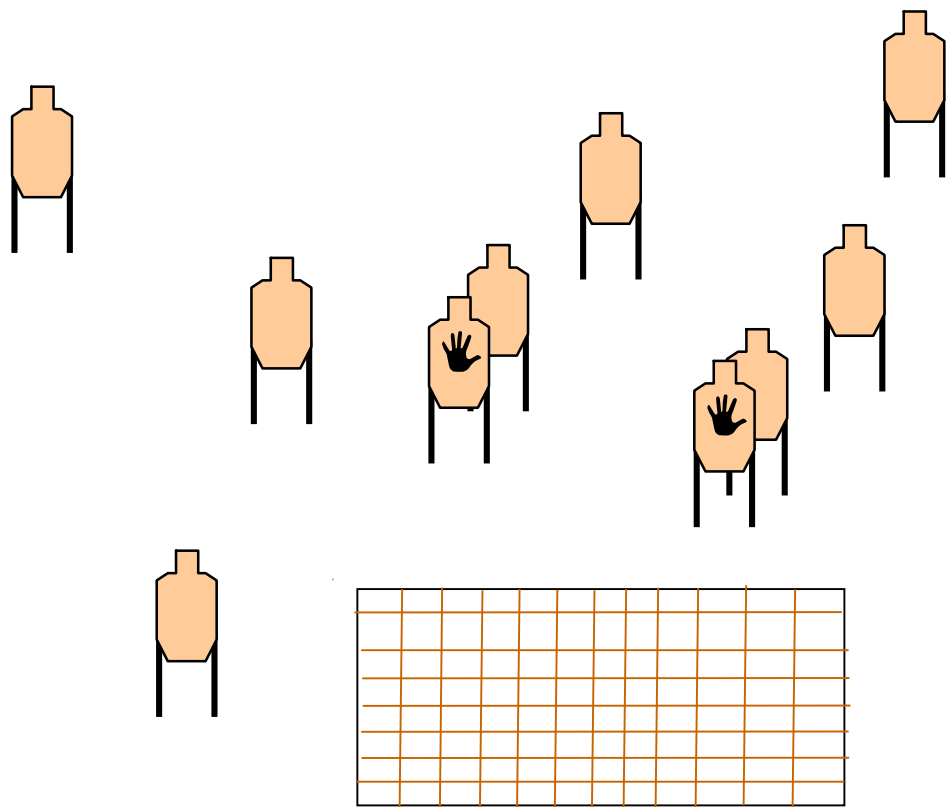


**SCENARIO:** You were caught off guard (you owe) but you are about to turn it around and catch them off guard.

**START POSITION:** Handgun loaded to division capacity and holstered standing at P1, hands in surrender position.

**STRINGS:** 1  
**SCORING:** 16 rounds, Unlimited  
**TARGETS:** 8 Threat, 2 Non threat,  
**SCORED HITS:** 2 shots per target  
**START-STOP:** Audible - Last shot  
**RULES:** Current IDPA Rules  
**CONCEALMENT:** Required

**STAGE PROCEDURE:** From P1, at the signal draw and engage visible targets in tactical priority with 2 rounds each while moving to cover. Engage remaining targets from cover.





Music City Tactical Shooters  
Stage 5 Bay ?  
Course Designer: Terry Cheney



**SCENARIO:** Complicated target practice from the seated position holding a squirming dependent.

**START POSITION:** Handgun loaded to division capacity and holstered seated in the chair holding the baby.

**STRINGS:** 1  
**SCORING:** 16 rounds, Limited  
**TARGETS:** 4 Threat, 2 Non Threat,  
**SCORED HITS:** 4 shots per target  
**START-STOP:** Audible - Last shot  
**RULES:** Current IDPA Rules  
**CONCEALMENT:** Optional

**STAGE PROCEDURE:** Sitting in the chair holding the baby in your weak hand. At the signal, while remaining seated and holding the baby in your weak hand, draw and engage all targets with 4 rounds each in tactical sequence strong hand only.

