



MCTS USPSA Match

Stage 1 bay 1

Course Designer: Robert Standley

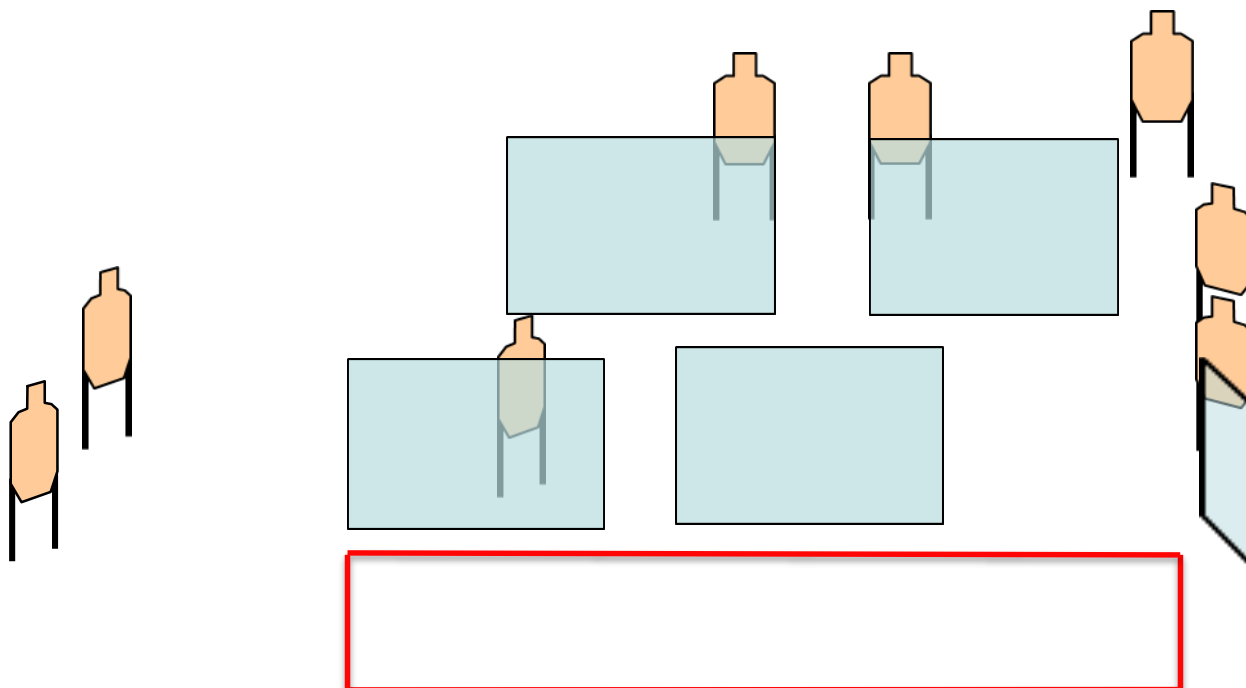


SCENARIO: HIDE AND SEEK x4

START POSITION: Anywhere inside shooting area,
Hands Relaxed, Gun loaded and holstered as Per
ready condition in rule 8.1.1 & 8.1.2

STAGE PROCEDURE: ON SIGNAL, Engage Targets
from within shooting area.

STRINGS: 1
SCORING: 32 rounds, 160 Pts. Comstock
TARGETS: 8 USPSA
SCORED HITS: Best 4 per paper
START-STOP: Audible - Last shot
PENALTIES: Per current edition USPSA
Shooting Handbook.



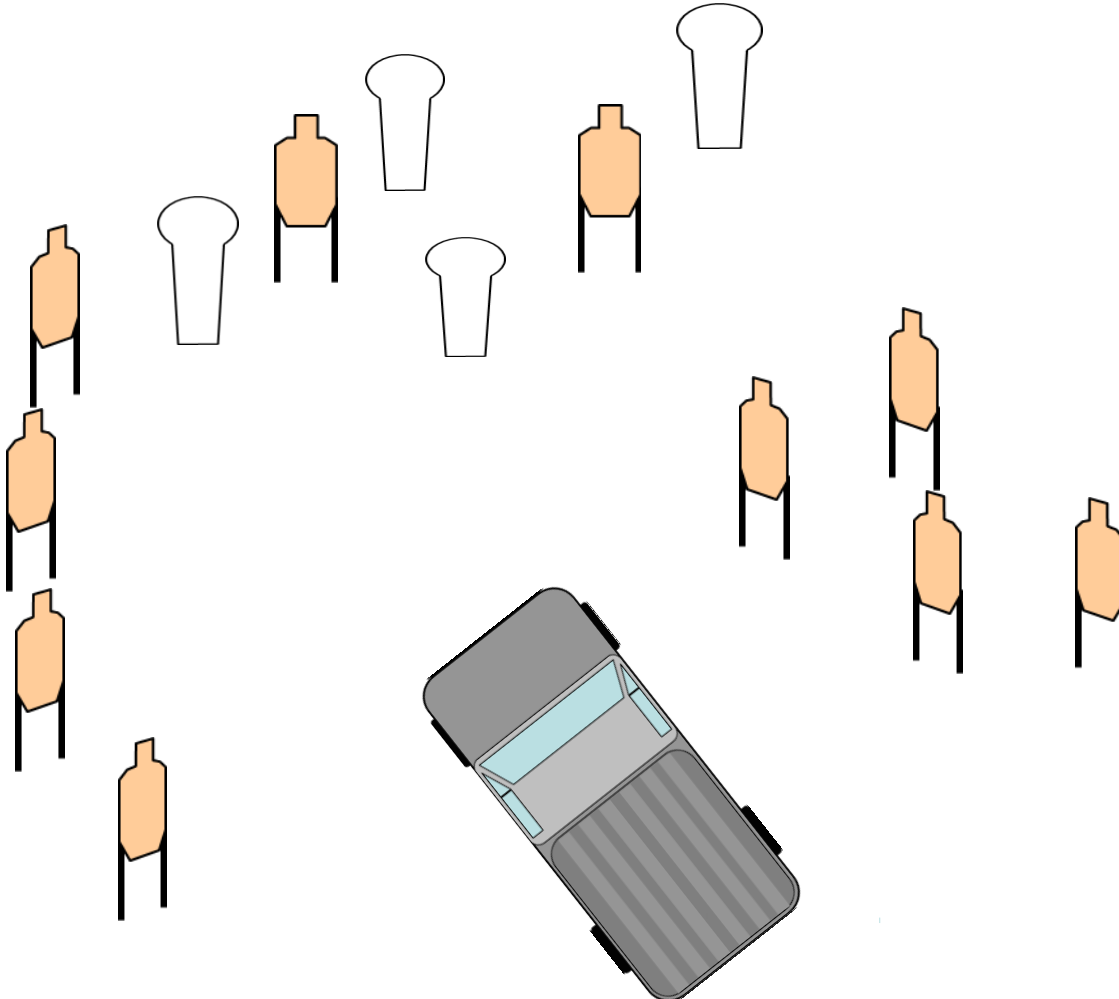


SCENARIO: Car troubles

START POSITION: Seated inside car, Handgun has a loaded magazine inserted, hammer and slide down with empty chamber per rule 8.1.3. Handgun laying on seat next to shooter. Driver door open.

STRINGS: 1
SCORING: 24 rounds 120 Pts. Comstock
TARGETS: 10 metric 4 poppers
SCORED HITS: Best 2 per paper, drop steel
START-STOP: Audible - Last shot
RULES: Current USPSA

STAGE PROCEDURE: ON SIGNAL, Engage all targets from car. Shooter may take any position in or on car while engaging targets. Any shot taken with any part of the shooters body touching the ground will incur a penalty per shot taken.

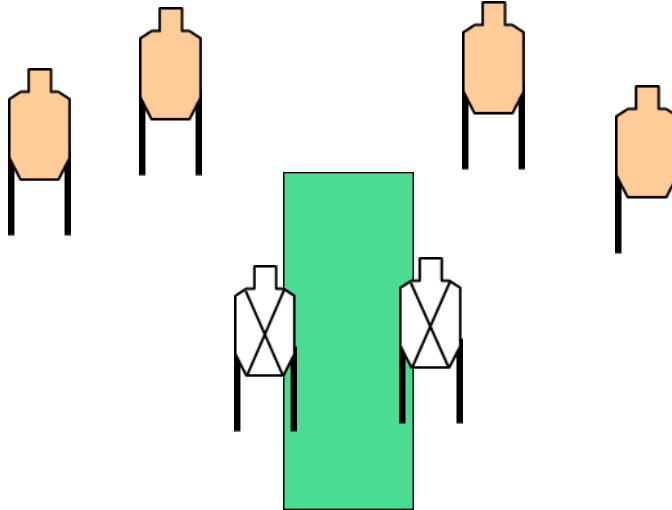




START POSITION: Standing in shooting box, hands relaxed by sides, Handgun loaded and holstered per rule 8.1.1 & 8.1.2.

STAGE PROCEDURE: At signal, Engage all targets with 4 round each. A Mandatory reload is required between arrays.

SCORING: 16 rounds, Comstock 80 Pts
TARGETS: 4 metric
SCORED HITS: 4 per paper
START-STOP: Audible - Last shot
RULES: Current USPSA






MCTS USPSA Match

Stage 4, Bay 4

Course Designer: Robert Standley

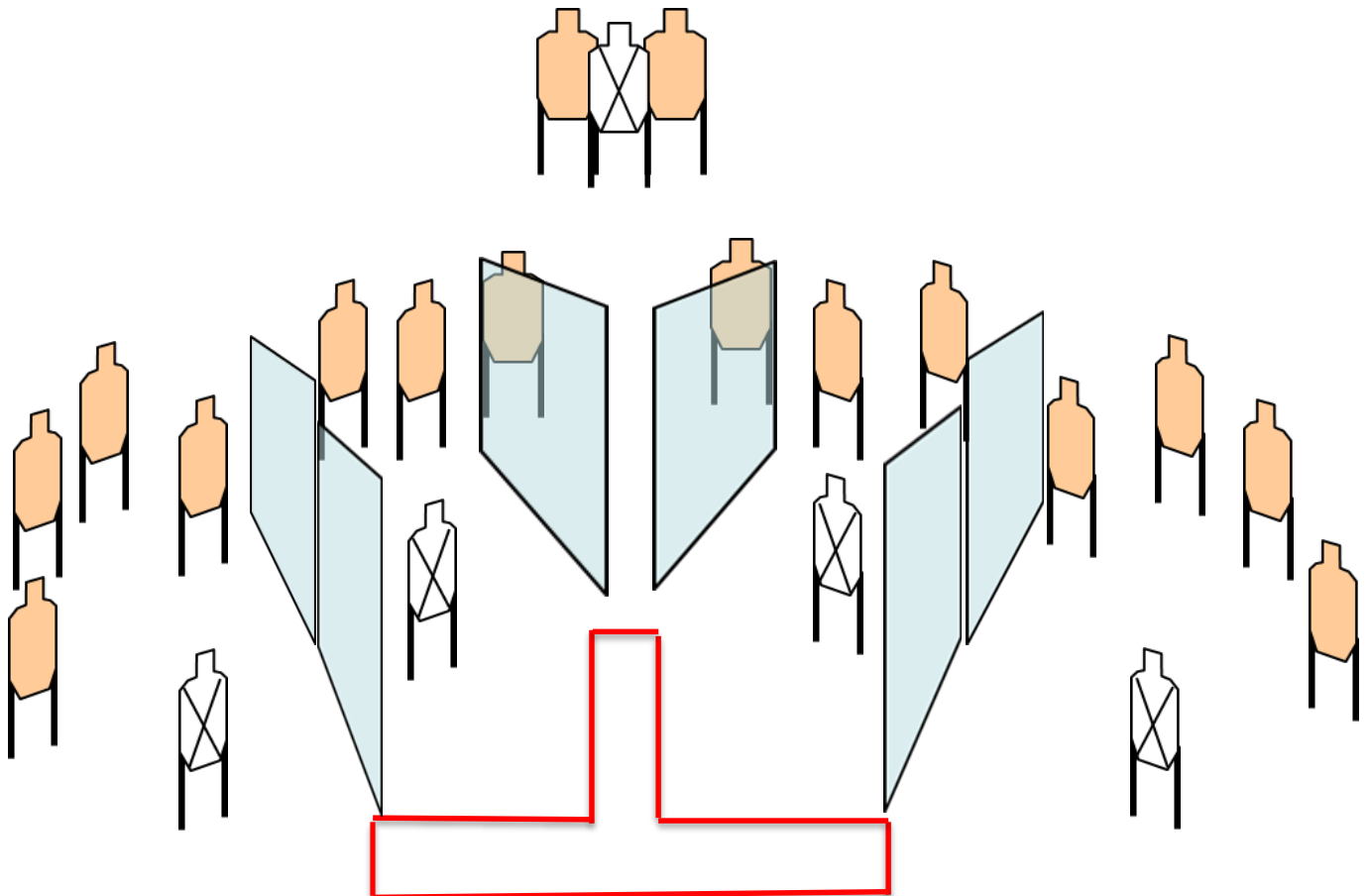


SCENARIO: WALLS

START POSITION: Standing anywhere in shooting area, Hands relaxed, Handgun loaded and holstered per rule 8.1.1 & 8.1.2

STAGE PROCEDURE: On signal; engage all targets within shooting area.

STRINGS: 1
SCORING: 32 Rounds, 16 pts. Comstock
TARGETS: 16 metric
SCORED HITS: Best 2 per paper
START-STOP: Audible - Last shot
RULES: Current USPSA Rulebook





CM 09-09

Lightning And Thunder

RULES: USPSA Rule Book, Current Edition

COURSE DESIGNER: US Nationals Design Team

START POSITION: Standing behind the line, facing down range, hands relaxed at sides. Handgun is loaded and holstered.

STAGE PROCEDURE

Set timer to five seconds for all strings.

String 1: 75 ft. On signal, draw and engage targets with only two rounds each.

String 2: 45 ft. On signal, draw and engage targets with only one round each, make a mandatory reload, and reengage targets with only one round each.

String 3: 30 ft. On signal, draw and engage targets with only two rounds each strong hand only.

SCORING

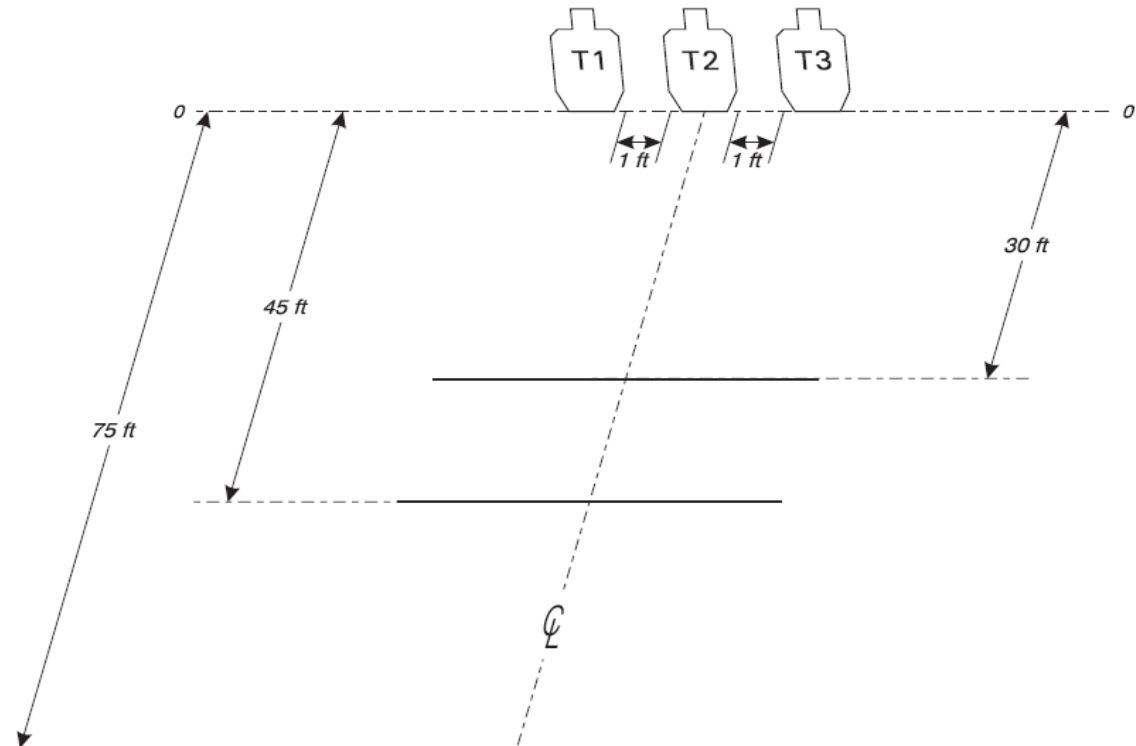
SCORING: Fixed Time, 18 rounds, 90 points

TARGETS: 3 IPSC

SCORED HITS: Best 6/paper

START - STOP: Audible - Audible

PENALTIES: Per current edition of USPSA Rule Book.



SETUP NOTES: Set paper targets to 5 feet high at shoulders. Targets are 12 inches edge to edge. T2 is at the center of the array.



RO NOTE: Set timer according to rule 9.4.6.2.