



Music City Tactical Shooters
Stage 1 Bay 1
Course Designer:



START POSITION: Standing at P1 hands at surrender, feet must remain on tape. Weapon loaded to division capacity

STRINGS: 1
SCORING: 15 rounds Limited
TARGETS: 1
SCORED HITS: 15 on paper
START-STOP: Audible - Last shot
RULES: Current IDPA Rules
CONCEALMENT: Not Required

STAGE PROCEDURE: String 1, on signal draw and fire one round. String 2, on signal draw and fire 2 rounds. String 3, on signal draw and fire 3 rounds. String 4, on signal draw and fire 4 rounds. String 5, on signal draw and fire 5 rounds



10 yards

P1



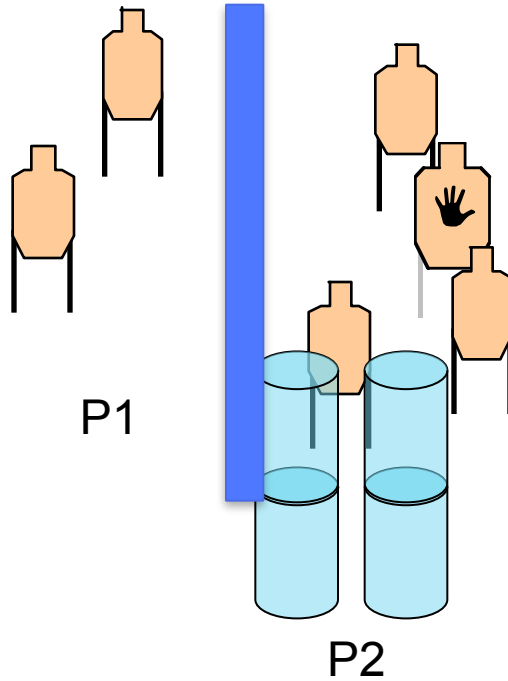
Music City Tactical Shooters
Stage 2 Bay 2
Course Designer:



START POSITION: Standing on mark at P1 facing up range, hands at surrender. Weapon loaded to division capacity.

STAGE PROCEDURE: On signal, turn and engage T1-T2 in tactical priority while retreating to P2. Engage T3 utilizing cover. Move to P3 and engage remaining targets T4-T5

STRINGS: 1
SCORING: 15 rounds min
TARGETS: 5 threat, 1 non threat
SCORED HITS: 3 best shots per target
START-STOP: Audible - Last shot
RULES: Current IDPA Rules
CONCEALMENT: Required





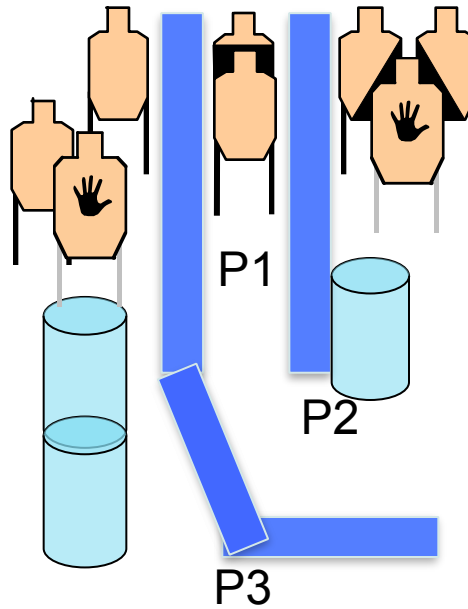
Music City Tactical Shooters
Stage 3 Bay 1
Course Designer:



START POSITION: Standing with feet on the tape weapon loaded to division capacity. Hands relaxed by sides

STRINGS: 1
SCORING: 12 rounds min
TARGETS: 6 threat, 2 non threat
SCORED HITS: 2 shots per target
START-STOP: Audible - Last shot
RULES: Current IDPA Rules
CONCEALMENT: Required

STAGE PROCEDURE: On signal, draw and engage T1-T2 while retreating to P2. Engage T3-T4 then move to P3 and engage T5-T6 utilizing cover.
Caution - SO Trap at P1/P2





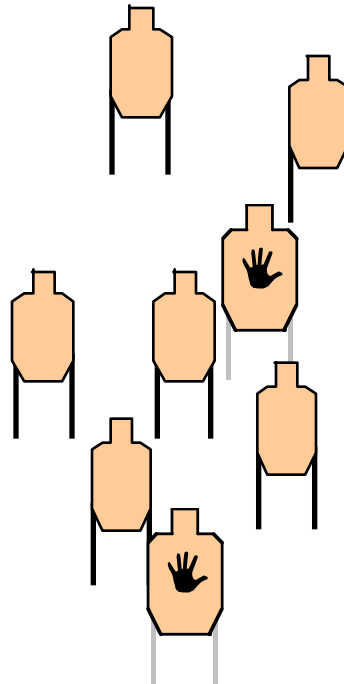
Music City Tactical Shooters
Stage 4 Bay 2
Course Designer:



START POSITION: Standing at P1, weapon loaded to division capacity and holstered. Hands relaxed by side

STRINGS: 1
SCORING: 18 rounds min
TARGETS: 6 threat, 2 non threat
SCORED HITS: 3 best shots per target
START-STOP: Audible - Last shot
RULES: Current IDPA Rules
CONCEALMENT: Not Required

STAGE PROCEDURE: On signal, draw and engage T1-T6 in tactical priority. Feet may no come off the mark



P1