



Music City Tactical Shooters IDPA March 2015



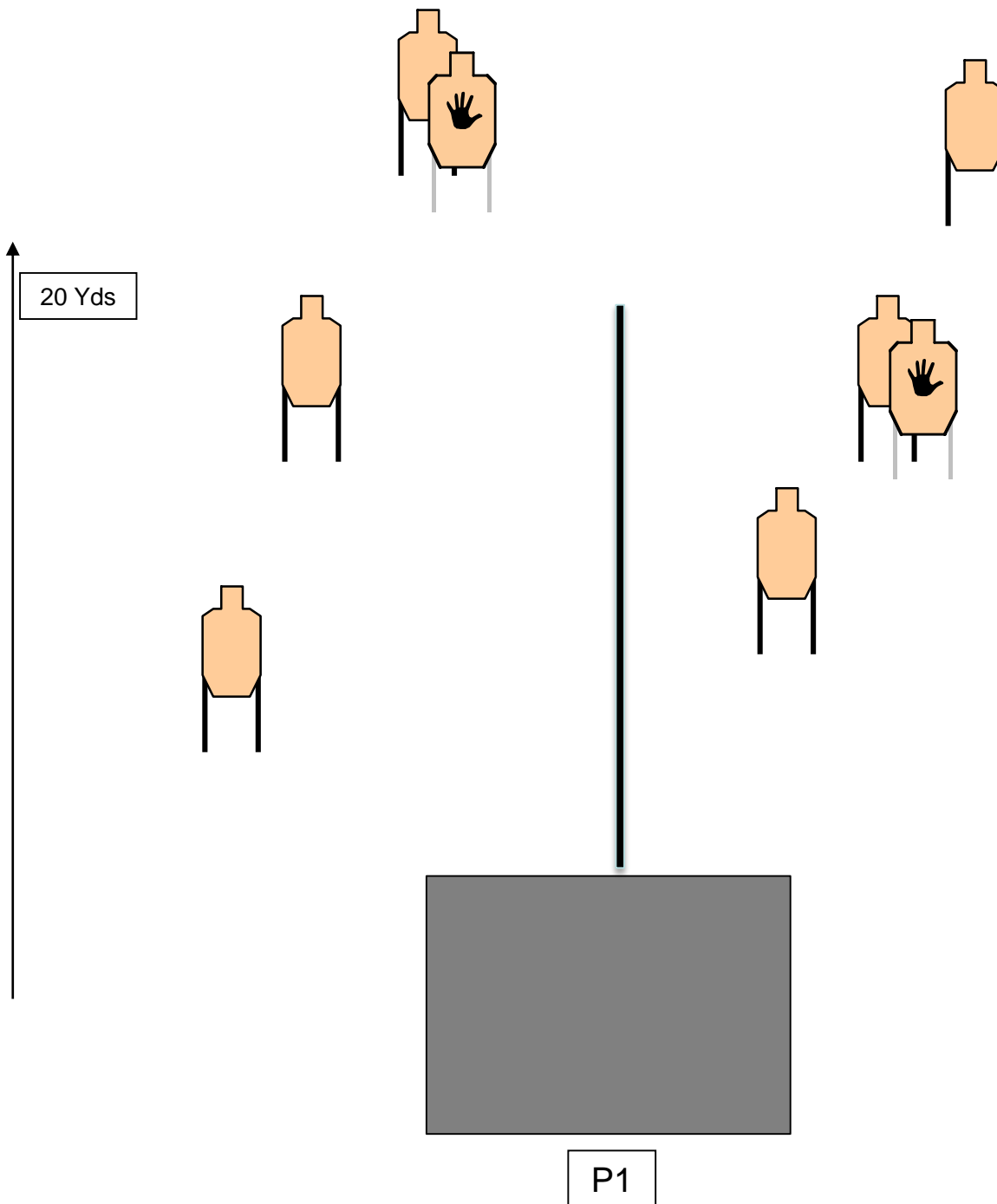
Stage 1 Bay 1

Course Designer: J. Michael Bresson

START POSITION: Standing at P1 with gun holstered, loaded to division capacity hands on relaxed by your side centered up on the wall.

STAGE PROCEDURE: At signal, engage T1-T6 with 3 shots using cover from the each side of the barricade (wall). Any legal IDPA reload is available.

STRINGS: 1
SCORING: 18 rounds min, Limited
TARGETS: 6 Threat, 0 Steel, 2 Non-threat
SCORED HITS: Best 3 per cardboard
START-STOP: Audible - Last shot
RULES: IDPA Rule Book
CONCEALMENT: Required





Music City Tactical Shooters IDPA March 2015

Stage 2 Bay 2


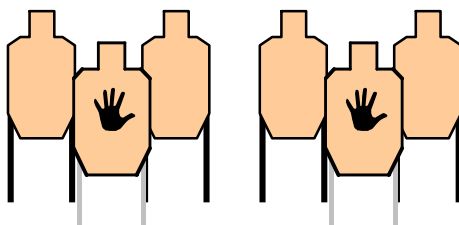
Course Designer: J. Michael Bresson



START POSITION: Standing at P1 with gun holstered, loaded to 6 rounds only on both strings, hands on "XX" on the wall.

STAGE PROCEDURE: String 1: At signal, engage T1-T4 with 2 shots from low cover from your choice of either side of barricade. String 2: At signal, engage T1-T4 with 2 shots using low cover from the opposite side of the barricade that was not used in String 1. Any legal IDPA reload is available.

STRINGS: 2
SCORING: 16 rounds min, Limited
TARGETS: 8 Threat, 0 Steel, 2 Non-threat
SCORED HITS: Best 4 per cardboard
START-STOP: Audible - Last shot
RULES: IDPA Rule Book
CONCEALMENT: Required





Music City Tactical Shooters IDPA March 2015



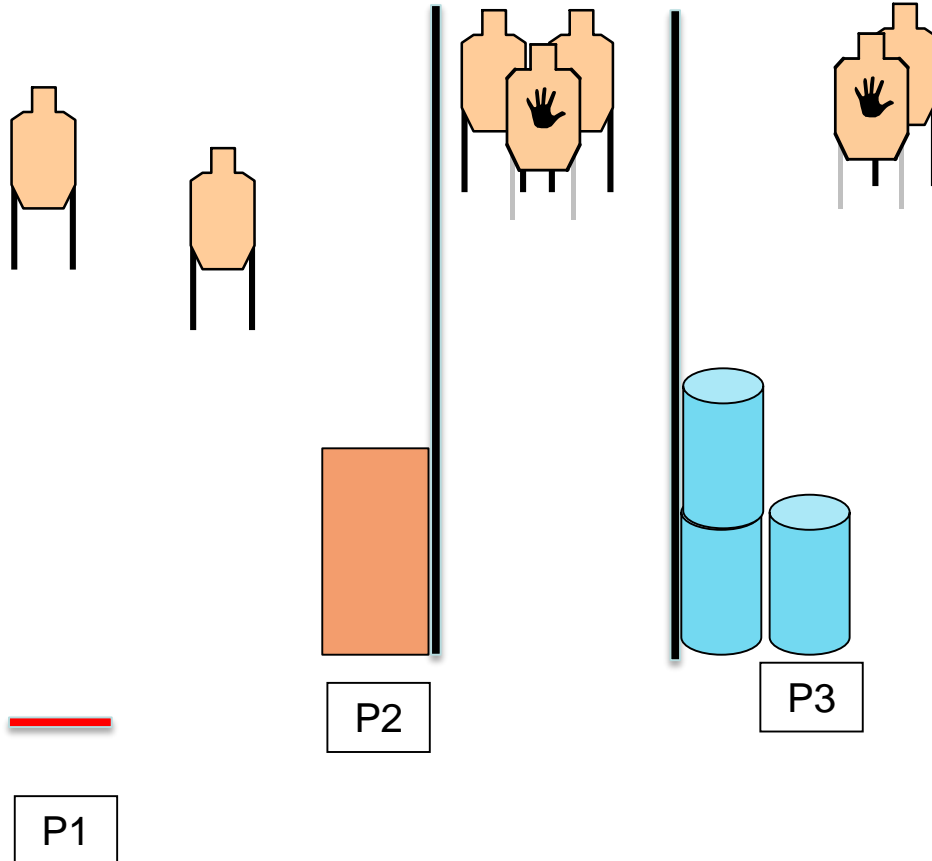
Stage 3 Bay 3

Course Designer: J. Michael Bresson

START POSITION: Starting at P1, facing up range. Weapon loaded to division capacity and holstered. Hands relaxed by side.

STAGE PROCEDURE: At the signal, turn and engage T1-T2 in tactical sequence with 3 rounds each while advancing to P2. At P2(T1/T2 may be reengaged using tactical priority), engage T3-T4 while utilizing cover. Move to P3, engage T6 while using cover. Any legal IDPA reload is available.

STRINGS: 1
SCORING: 15 rounds min, Vickers
TARGETS: 5 threat, 2 non threat, 0 Steel
SCORED HITS: Best 2 per cardboard
START-STOP: Audible - Last shot
RULES: IDPA Current Rule book
CONCEALMENT: Required





Music City Tactical Shooters IDPA March 2015



Stage 4 Bay 4

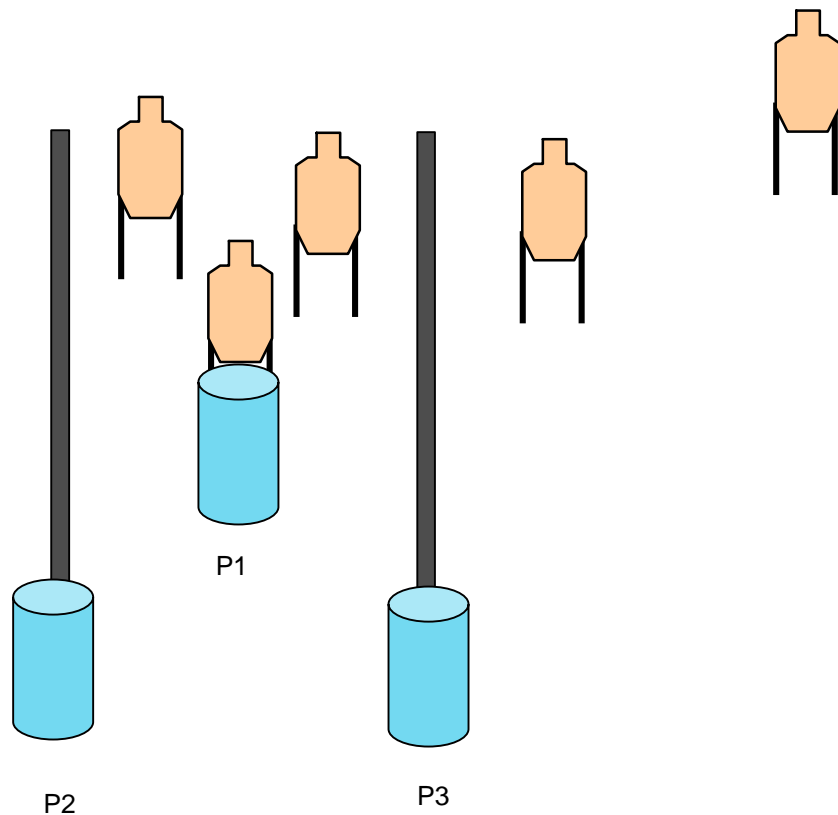
Course Designer: J. Michael Bresson

START POSITION: Standing at P1, weapon loaded to division capacity and holstered. Hands in the surrender position

STAGE PROCEDURE: At signal engage T1/T2/T3 in tactical sequence while retreating. T1/T2/T3 may not be re-engaged after leaving P1. Once transitioned to P2, engage T3/T4 using cover. At P3, engage all threat targets utilizing tactical priority and low cover.

Any legal IDPA reload is available.

STRINGS: 1
SCORING: 14 rounds min, Vickers
TARGETS: 7 threat, 1 non threat, 2 Steel
SCORED HITS: Best 2 per target
START-STOP: Audible - Last shot
RULES: Current IDPA Rulebook
CONCEALMENT: Required





Music City Tactical Shooters IDPA March 2015



Stage 5 Bay 5 or Bay 7

Course Designer: J. Michael Bresson

START POSITION: Standing at P1, weapon loaded to division capacity and holstered. Hands in the surrender position

STAGE PROCEDURE: At signal, engage T1-T2 in tactical priority at P1. Move to P2, engage T3-T4 utilizing cover. At P3, engage all threat targets utilizing tactical priority. Either side of the wall may be used. Any legal IDPA reload is available.

STRINGS: 1
SCORING: 12 rounds min, Vickers
TARGETS: 6 threat, 2 non threat, 0 Steel
SCORED HITS: Best 2 per target
START-STOP: Audible - Last shot
RULES: Current IDPA Rulebook
CONCEALMENT: Required

