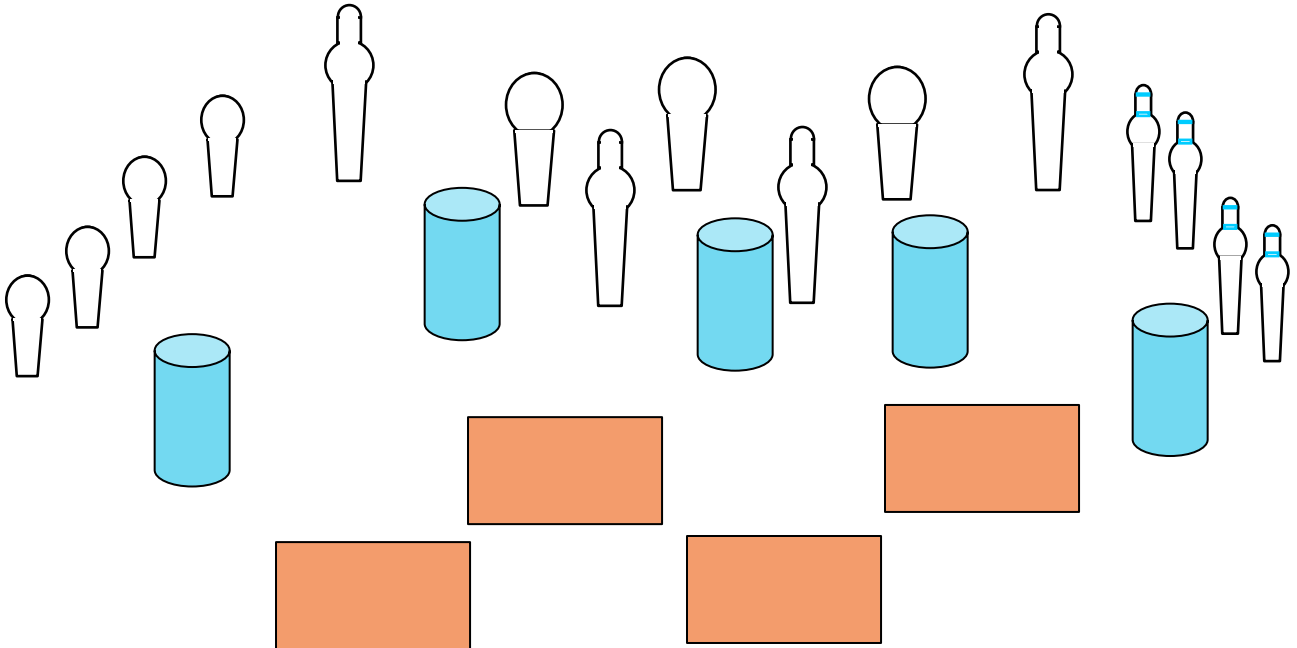




Music City Tactical Shooters
Stage:1 Bay:1
Course Designer: John R. Finkle

Outlaw Steel

START POSITION: Inside box. Gun holstered and loaded.	STRINGS: 1 SCORING: 15 rounds min Comstock 75 pts. TARGETS: 15Steel SCORED HITS: Steel must fall START-STOP: Audible - Last shot RULES: Outlaw Match
STAGE PROCEDURE: Move to shooting area and engage targets from shooting area.	





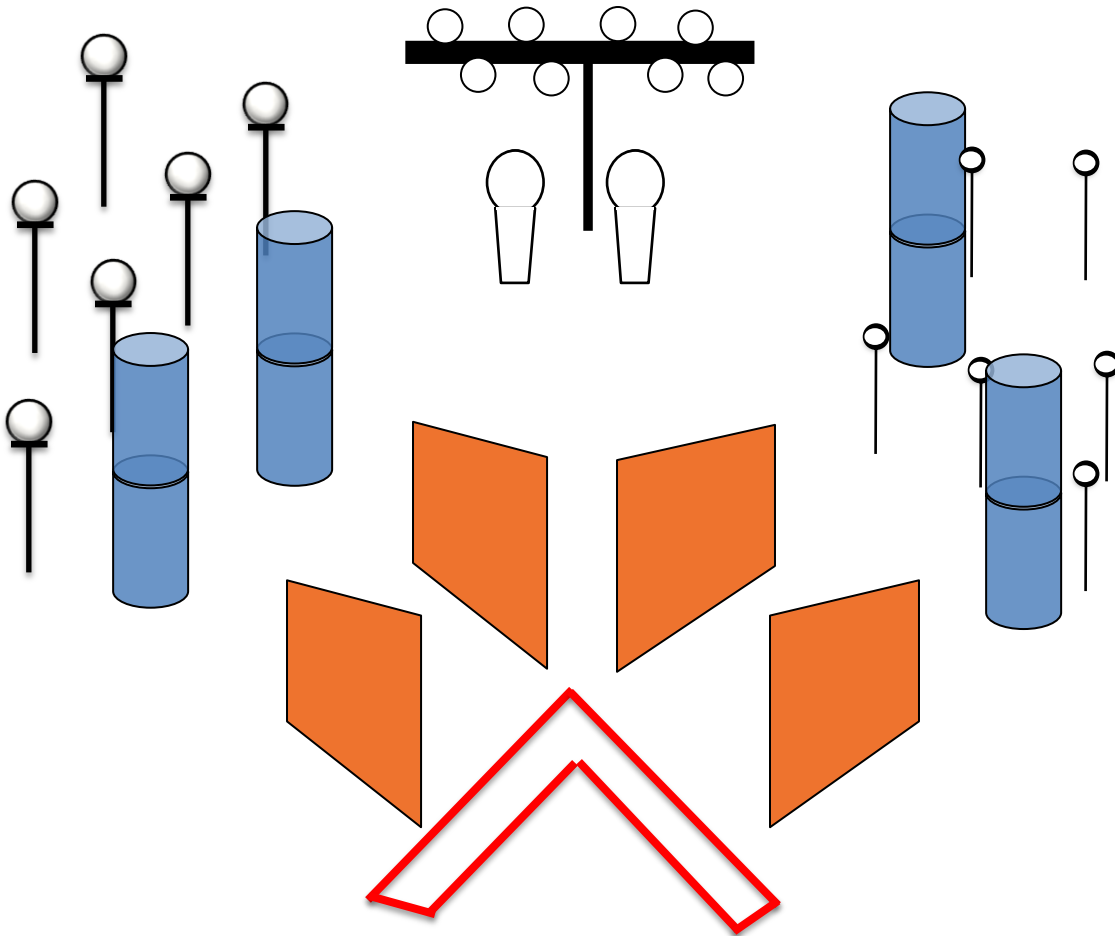
Music City Tactical Shooters
Stage:2 Bay:4
Course Designer: John R. Finkle

*Outlaw
Steel*

START POSITION: Anywhere inside shooting area.
Gun loaded and holstered, hands relaxed at sides.

STRINGS: 22
SCORING: 22 rounds min Comstock 110 pts.
TARGETS: 22 Steel
SCORED HITS: Steel must fall
START-STOP: Audible - Last shot
RULES: Outlaw Match

STAGE PROCEDURE: At signal engage all steel until down.






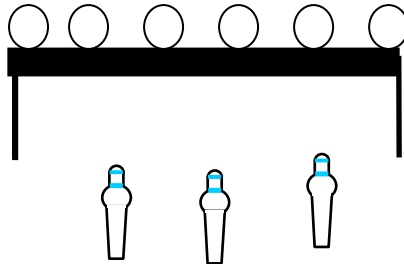
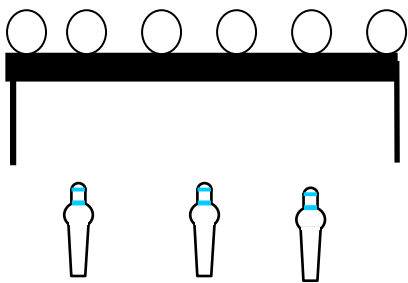
Music City Tactical Shooters
Stage:3 Bay:6
Course Designer: John R. Finkle

*Outlaw
Steel*

START POSITION: In box. Gun loaded and holstered.
Hands relaxed at sides.

STAGE PROCEDURE: Left array left handed and
right array right handed.

STRINGS: 1
SCORING: 18 rounds min Comstock 90 pts.
TARGETS: 18 Steel
SCORED HITS: Steel must fall
START-STOP: Audible - Last shot
RULES: Outlaw Match





Music City Tactical Shooters
Man Vs. Man
Course Designer: John R. Finkle

***Outlaw
Steel***

START POSITION: One foot in middle box. Guns loaded and holstered. Hands relaxed at sides.

STAGE PROCEDURE: At signal move to shooting box and engage targets. Stop plate is shot last.

STRINGS: X
SCORING: X rounds min Comstock XXX pts.
TARGETS: X Steel
SCORED HITS: Steel must fall
START-STOP: Audible - Last shot
RULES: Outlaw Match

