



MCTS USPSA Match

Stage 1 bay 1 Course Designer: Robert Standley


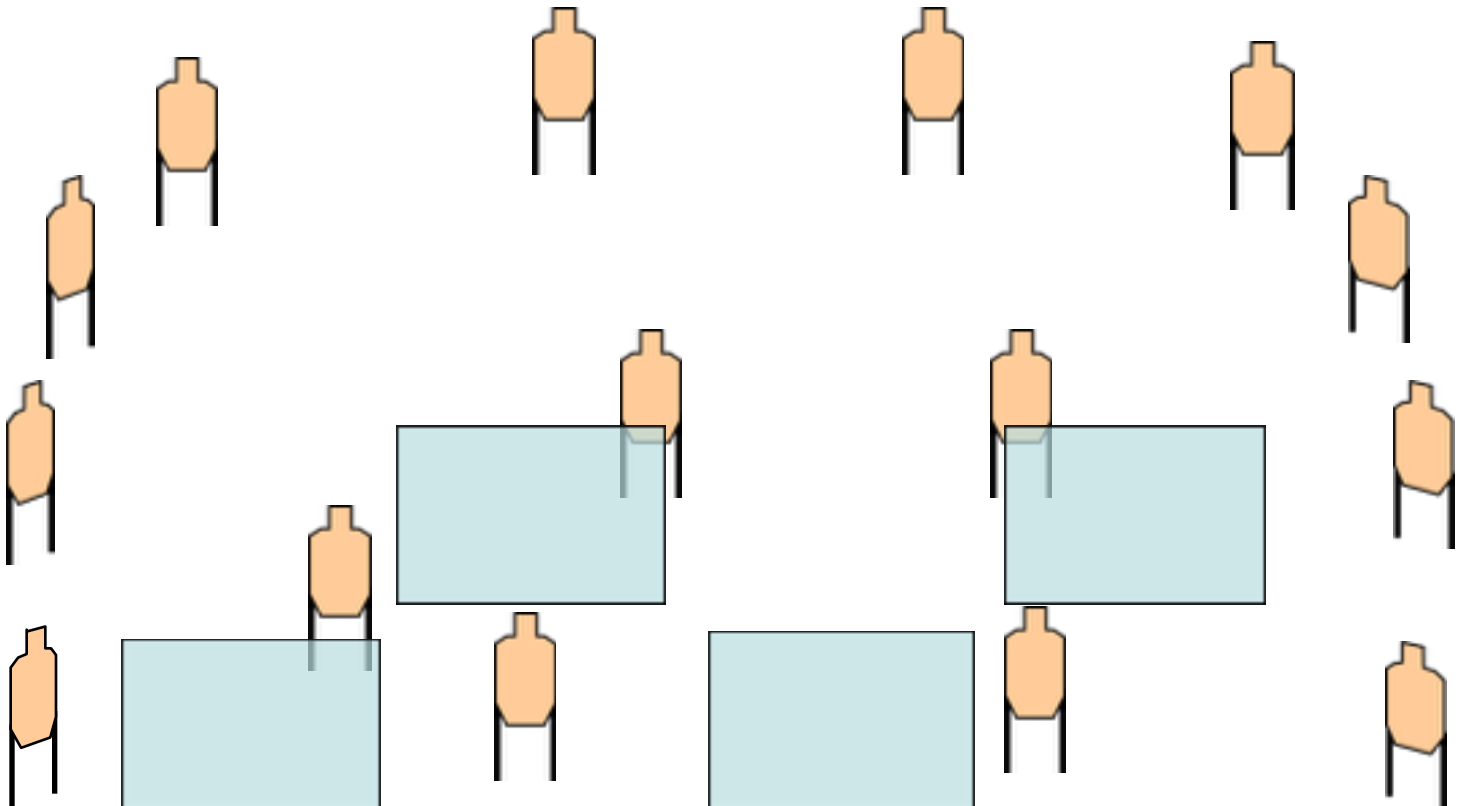


SCENARIO: HIDE AND SEEK 3

START POSITION: Anywhere inside shooting area, Hands Relaxed, Gun loaded and holstered as Per ready condition in rule 8.1.1 & 8.1.2

STAGE PROCEDURE: ON SIGNAL, Engage Targets from within shooting area.

STRINGS: 1
SCORING: 30 rounds, 150 Pts. Comstock
TARGETS: 15 USPSA
SCORED HITS: Best 2 per paper
START-STOP: Audible - Last shot
PENALTIES: Per current edition USPSA Shooting Handbook.





Stage 2 Bay 2

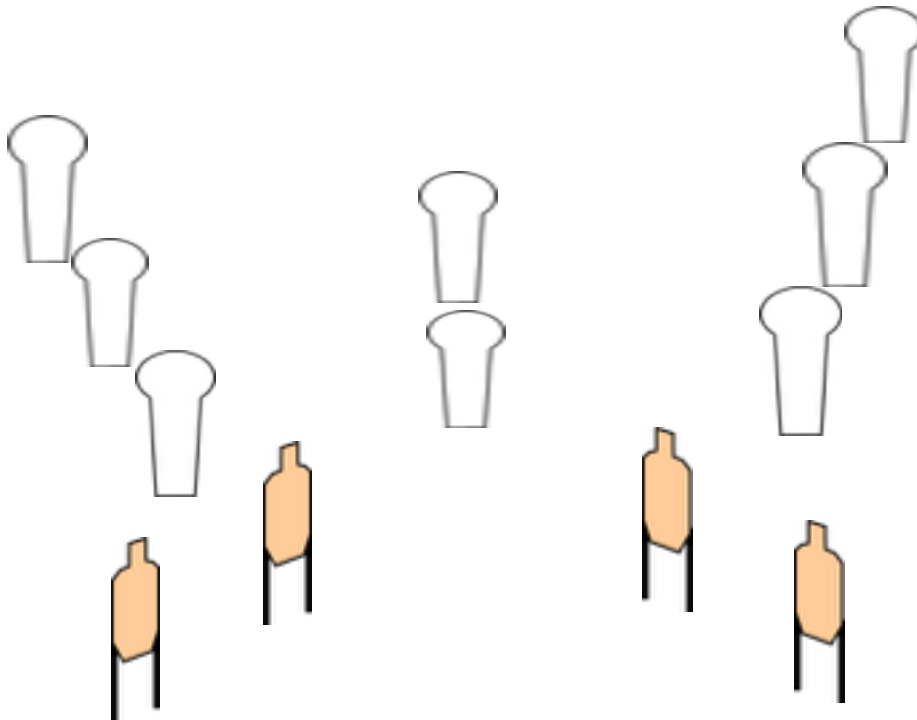
Course Designer: Robert Standley

SCENARIO: Can you count, Roberts way

START POSITION: Standing in shooting box, Hands relaxed, Handgun loaded and holstered per rule 8.1.1 & 8.1.2

STAGE PROCEDURE: ON SIGNAL, Engage all targets from within shooting box. Mandatory reload required after 8 rounds and before last shot is fired.

STRINGS: 1
SCORING: 16 rounds 80 Pts. Comstock
TARGETS: 4 metric 8 poppers
SCORED HITS: Best 2 per paper, drop steel
START-STOP: Audible - Last shot
RULES: Current USPSA





CM 06-04

Fluffy's Revenge 1

RULES: USPSA Rule Book, Current Edition

COURSE DESIGNER: Beth Wingfield

START POSITION: Standing erect in Box A, arms relaxed at sides. Handgun is loaded and holstered as per ready condition in rule 8.1.1 and 8.1.2.

STAGE PROCEDURE

On signal, engage targets from Box A only.

SCORING

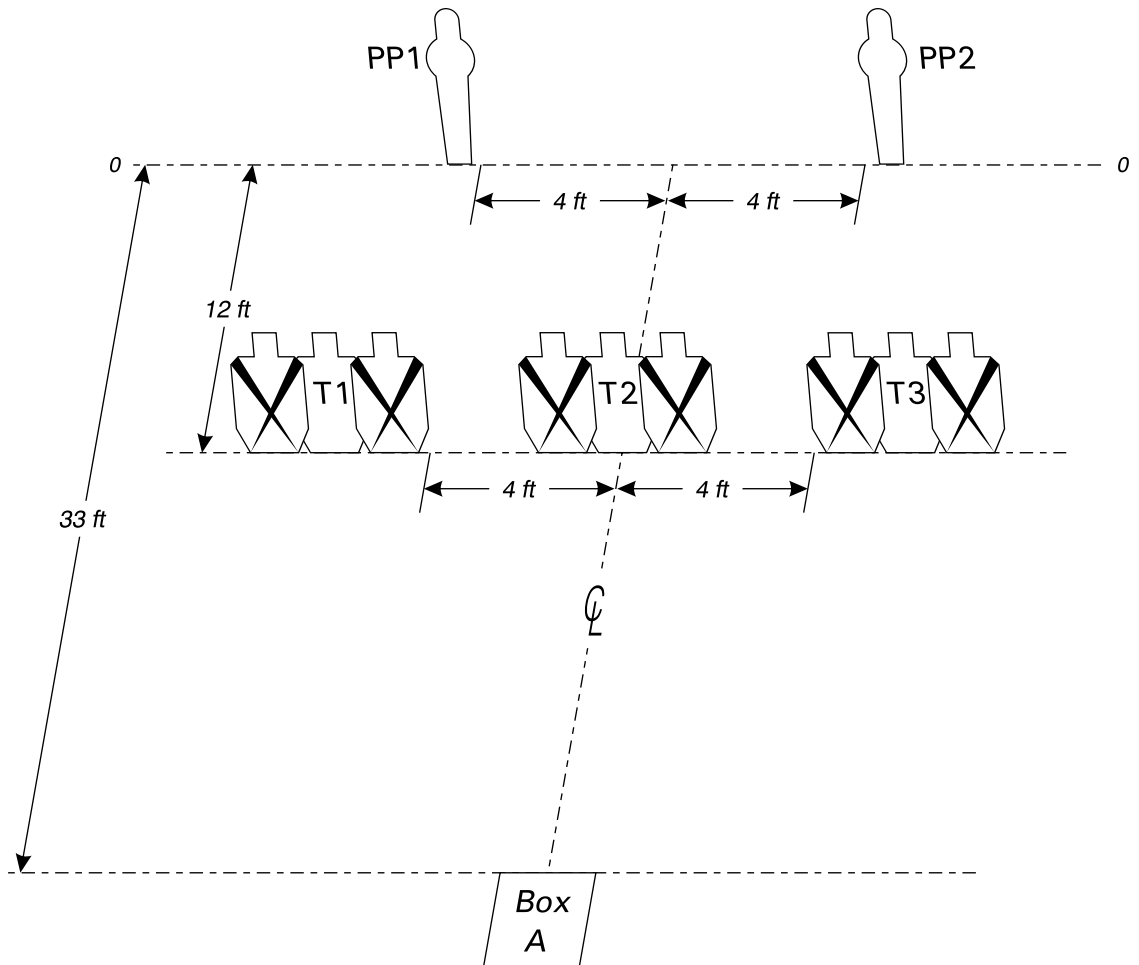
SCORING: Comstock, 8 rounds, 40 points

TARGETS: 3 IPSC, 2 Pepper poppers

SCORED HITS: Best 2/paper, KD=1A

START - STOP: Audible - Last shot

PENALTIES: Per current edition of USPSA Rule Book.



SETUP NOTES: Set paper targets to 5 feet high at shoulders. Scoring lines of no-shoots overlay C-zone scoring lines of targets. Center of T2 is center line of course. Box A is 3 feet by 3 feet.





MCTS USPSA Match

Stage 4, Bay 4

Course Designer: Robert Standley

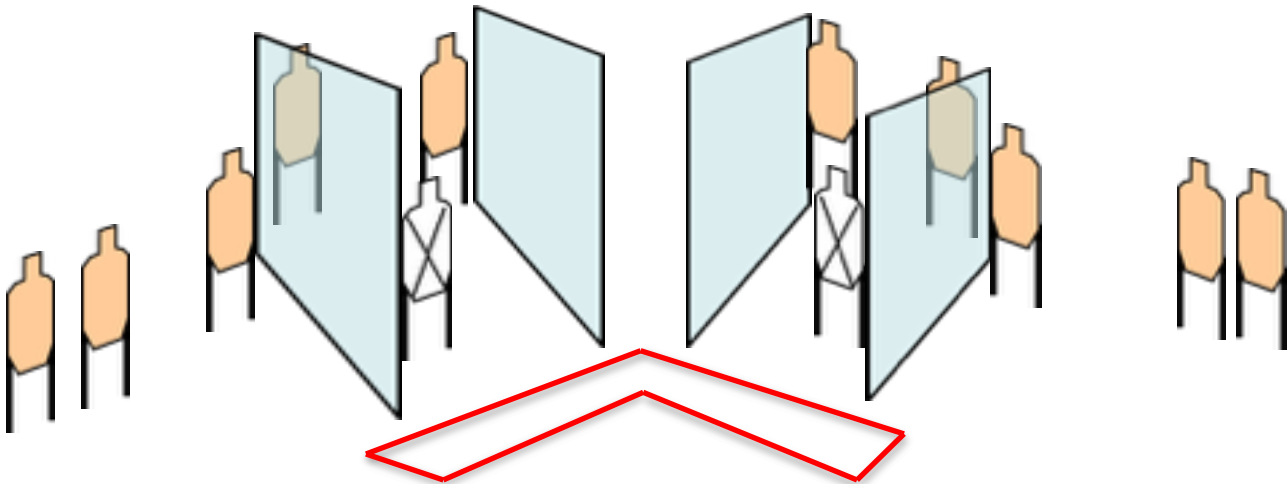
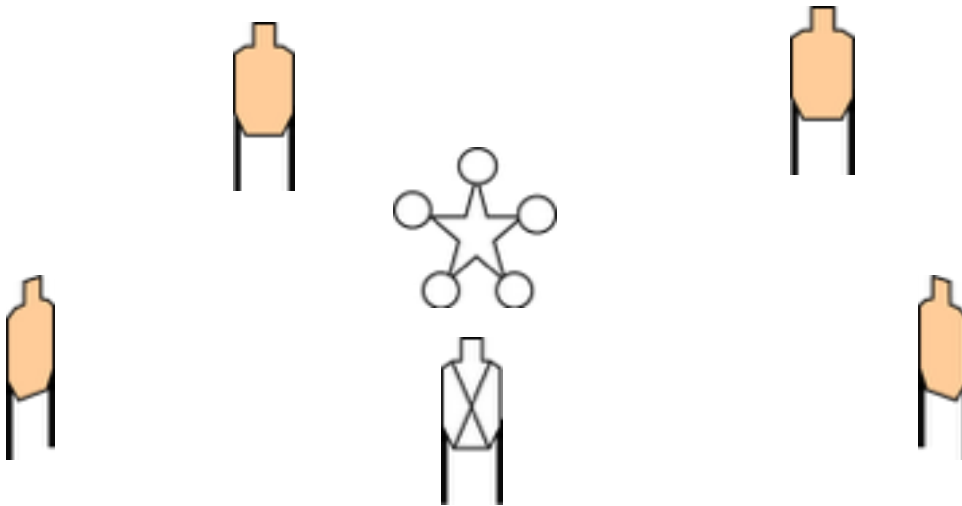


SCENARIO: WALL, PORTS AND BARRELS

START POSITION: Standing anywhere in shooting area, Hands relaxed, Handgun loaded and holstered per rule 8.1.1 & 8.1.2

STAGE PROCEDURE: On signal; engage all targets within shooting area.

STRINGS: 1
SCORING: 33 Rounds, 165 pts.
Comstock
TARGETS: 14 metric, 5 plates
SCORED HITS: Best 2 per paper, DROP steel
START-STOP: Audible - Last shot
RULES: Current USPSA Rulebook





Stage 5

Course Designer: Robert Standley

START POSITION: Standing in shooting area, hands relaxed by sides, Handgun loaded and holstered per rule 8.1.1 & 8.1.2.

SCORING:

32 rounds, Comstock 160 Pts

TARGETS:

16 metric

SCORED HITS:

2 per paper

START-STOP:

Audible - Last shot

RULES:

Current USPSA

STAGE PROCEDURE: At signal, Engage all targets from within the shooting area.

