



MCTS USPSA December 2014

Stage 1 Bay 1

Course Designer: Robert Standley

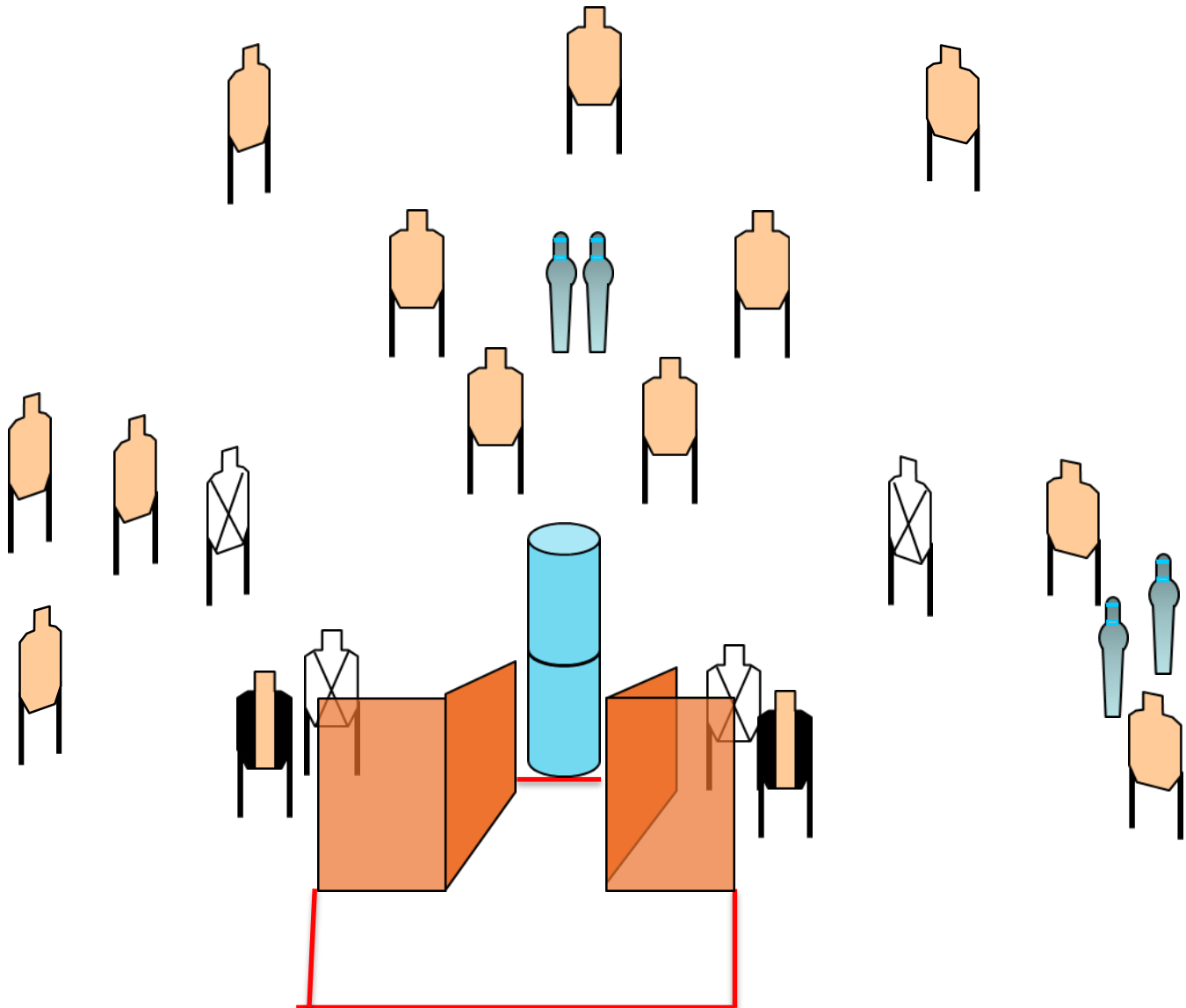


START POSITION: Anywhere inside shooting area,
Hands Relaxed, Gun loaded and holstered as Per ready
condition in rule 8.1.1 & 8.1.2

STAGE PROCEDURE: ON SIGNAL, Engage Targets
from within shooting area.

SCORING:
TARGETS:
SCORED HITS:
START-STOP:
PENALTIES:

32 rounds, 160 Pts Comstock
14 USPSA 4 Poppers
Best 2 per paper
Audible - Last shot
Per current edition USPSA
Shooting Handbook.





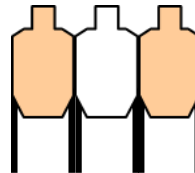
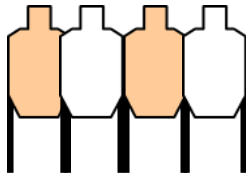

Stage 2 Bay 2

Course Designer: Robert Standley

START POSITION: Standing in shooting box, Hands relaxed, Handgun loaded and holstered per rule 8.1.1 & 8.1.2

SCORING: 16 rounds 80 Pts. Comstock
TARGETS: 4 metric 8 poppers
SCORED HITS: Best 2 per paper, drop steel
START-STOP: Audible - Last shot
RULES: Current USPSA

STAGE PROCEDURE: ON SIGNAL, Engage all targets from within shooting box. Mandatory reload required before last shot is fired.





CM 99-57

Bookout's Boogie

RULES: Practical Shooting Handbook, Latest Edition **COURSE DESIGNER:** Greg Bookout

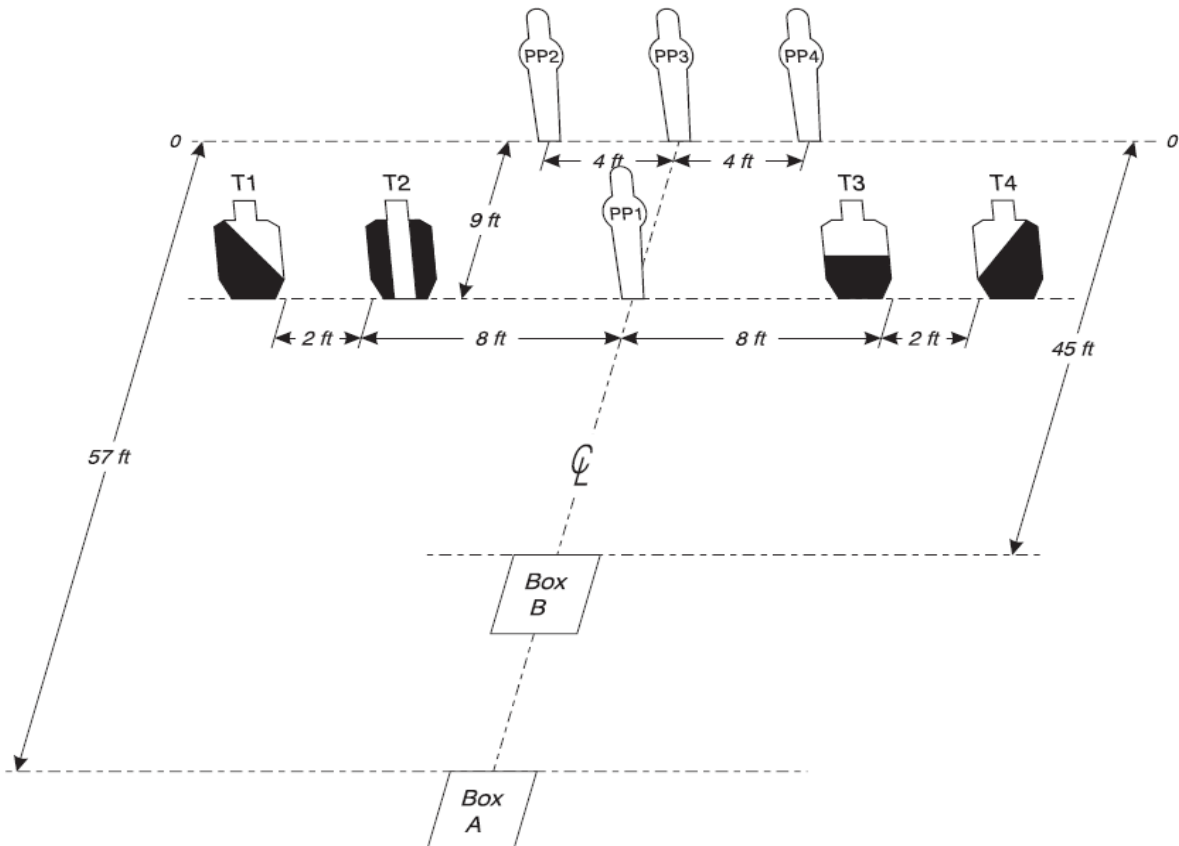
START POSITION: Standing in Box A facing targets with both arms hanging relaxed at sides. Handgun is loaded and holstered as per ready condition in rule 8.1.1 and 8.1.2.

STAGE PROCEDURE

Upon start signal, from Box A, engage only T1-T4 or only PP1-PP4, then from Box B engage only the remaining targets. Targets engaged from Box A may not be re-engaged from Box B.

SCORING

SCORING: Comstock, 12 rounds, 60 points
TARGETS: 4 IPSC, 4 Pepper poppers
SCORED HITS: Best 2/paper, KD = 1 A
START - STOP: Audible - Last shot
PENALTIES: Per current edition of USPSA Practical Shooting Handbook.



SETUP NOTES: Set paper targets to 5 feet high at shoulders. Shooting boxes are 3 feet by 3 feet. Hard cover on T3 goes up to the center of the A zone. Hard cover line on T1 and T4 runs from top of shoulder to top of hip. Hard cover on T2 comes to edges of A zone.





Stage 4 Bay 4

Course Designer: Robert Standley

START POSITION: Standing anywhere in shooting area,
Hands relaxed, Handgun loaded and holstered per rule
8.1.1 & 8.1.2

SCORING:

30 Rounds, 150 pts. comstock

TARGETS:

14 metric, 2 Poppers

SCORED HITS:

Best 2 per paper, DROP steel

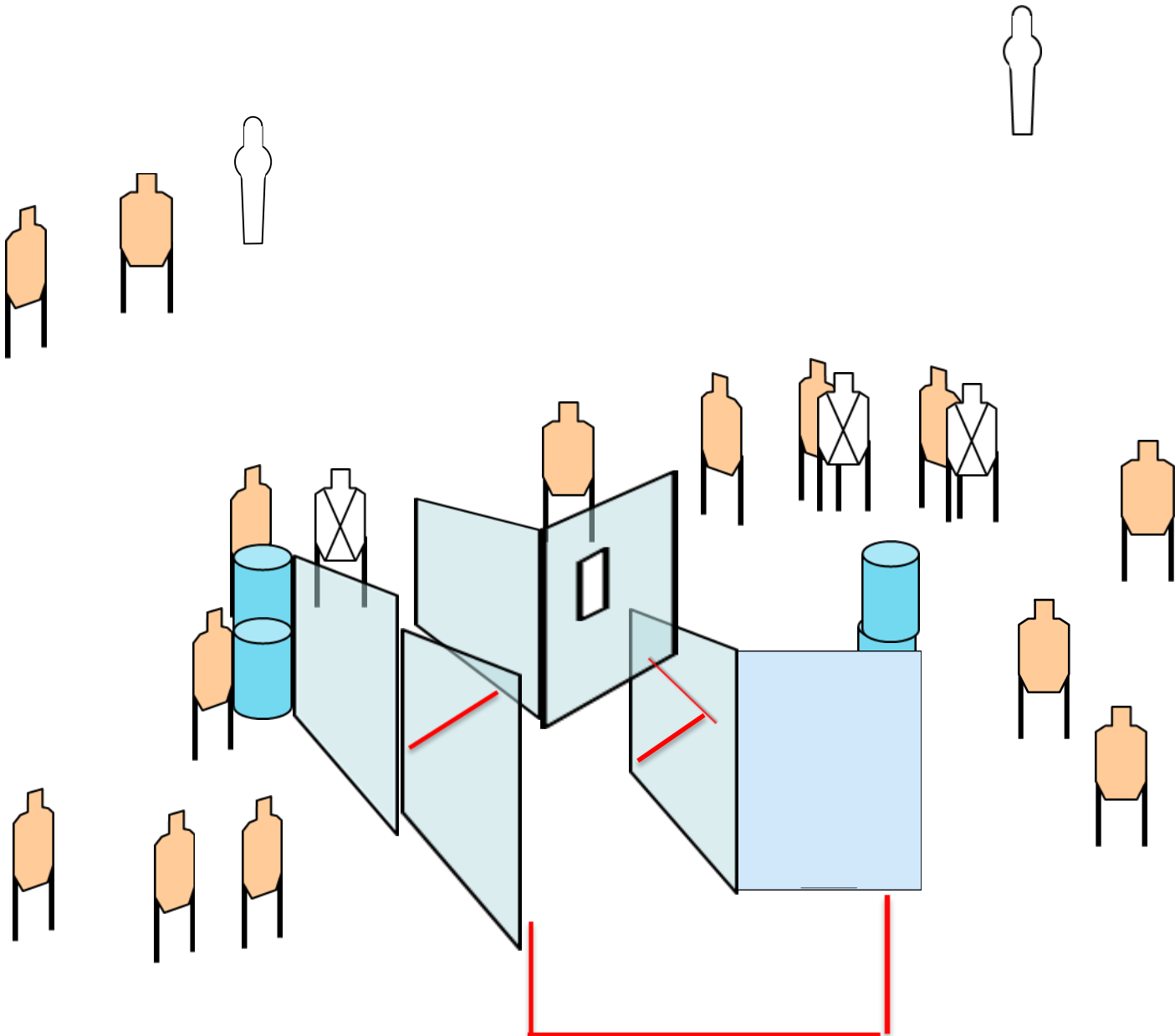
START-STOP:

Audible - Last shot

RULES:

Current USPSA Rulebook

STAGE PROCEDURE: On signal; engage all targets
within shooting area.



MCTS USPSA December 2014

Stage 5 Bay 7

Course Designer: Robert Standley



START POSITION: Standing in shooting area, hands relaxed by sides, Handgun loaded and holstered per rule 8.1.1 & 8.1.2.

STAGE PROCEDURE: At signal, Engage all targets from within the shooting area.

SCORING: 32 rounds, Comstock 160 Pts
TARGETS: 16 metric
SCORED HITS: 2 per paper
START-STOP: Audible - Last shot
RULES: Current USPSA

