



MCTS USPSA Match

Stage 1 Bay 1

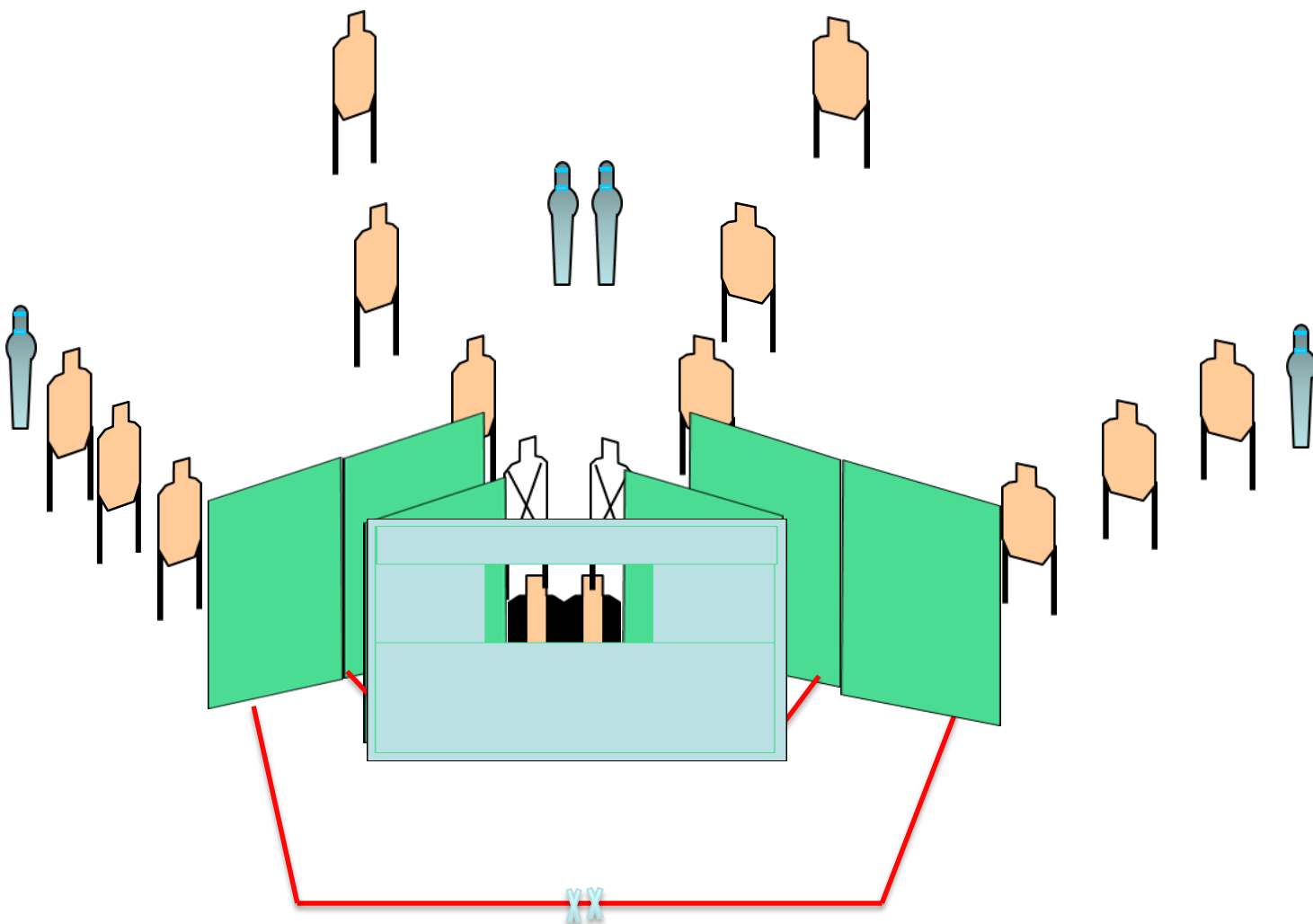
Course Designer: Robert Standley



START POSITION: Facing downrange, Hands Relaxed, Heels on x's Gun loaded and holstered as Per ready condition in rule 8.1.1 & 8.1.2

STAGE PROCEDURE: ON SIGNAL, Engage Targets from within shooting area.

STRINGS: 1
SCORING: 32 rounds, 160 Pts Comstock
TARGETS: 14 USPSA 4 Poppers
SCORED HITS: Best 2 per paper
START-STOP: Audible - Last shot
PENALTIES: Per current edition USPSA Shooting Handbook.





MCTS USPSA Match

Stage 2, Bay 2

Course Designer: Robert Standley

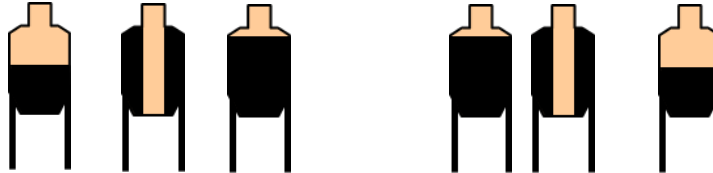


START POSITION: AT P1, Pistol loaded Division cap. On string one and two. Start with gun in hand when weak hand is used.

String one: On signal, engage each target with one round each, perform a mandatory reload and reengage each target with one round each, Freestyle

String Two: On signal, engage right hand targets with 2 round each, right hand only, perform a mandatory reload, engage left hand targets with 2 round each, left hand only. Left hand shoots may start with left array and left hand.

STRINGS: 1
SCORING: 24 Rounds, 120 pts. Virginia ct
TARGETS: 6 Metric
SCORED HITS: Only 4 per paper,
START-STOP: Audible - Last shot
RULES: Current USPSA Rulebook






MCTS USPSA Match

Stage 3, Bay 3

Course Designer: Robert Standley



CM 13-08

More Disaster Factor

RULES: USPSA Handgun Competition Rules, Current Edition COURSE DESIGNER: Robert Porter

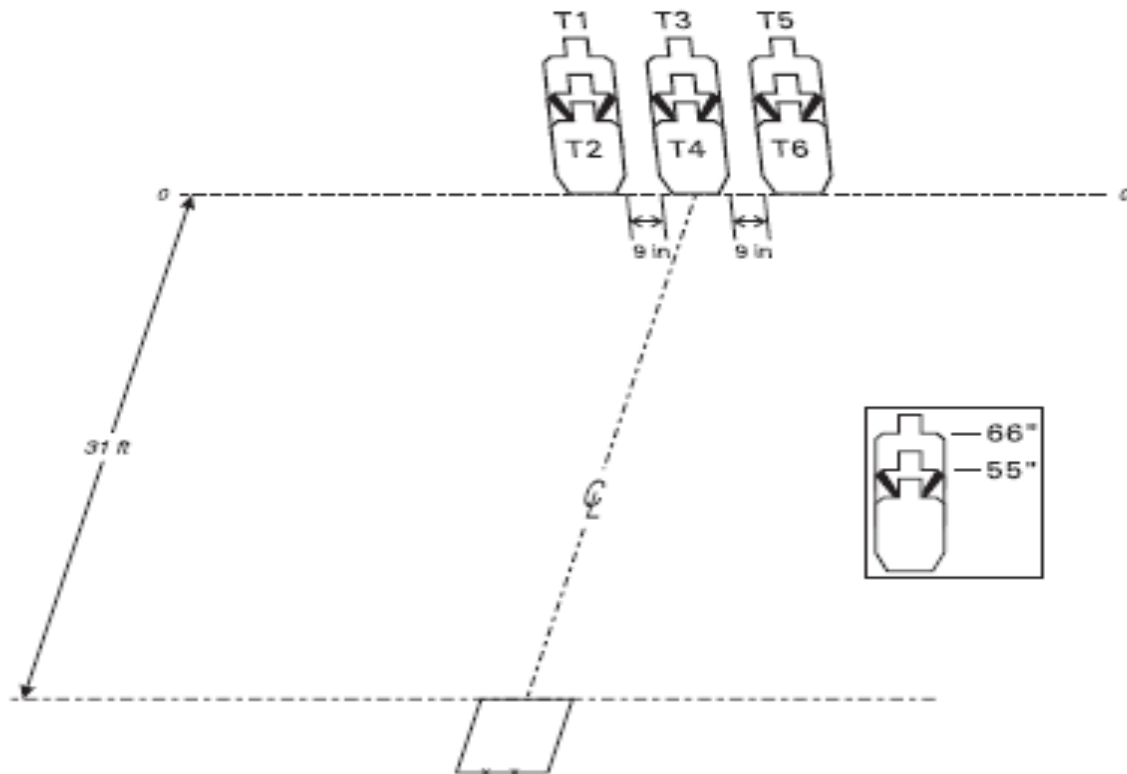
START POSITION: Standing inside the fault lines, heels against the X's on the back of the shooting box. Gun is loaded and holstered.

STAGE PROCEDURE

Upon start signal and from within the shooting box, engage either the upper three targets or the lower three targets with only two rounds each, perform a mandatory reload, and engage the remaining three targets with only two rounds each.

SCORING

SCORING: Virginia Count, 12 rounds, 60 points
TARGETS: 6 Metric
SCORED HITS: Best 2/paper
START - STOP: Audible - Last Shot
PENALTIES: Per current edition of USPSA Handgun Competition Rules



SETUP NOTES: Targets are set at 31 feet from the front of the shooting box, and are spaced 9 inches apart, edge to edge. The shoulders of T1, T3, and T5 are at 66 inches. The shoulders of the no-shoots are at 55 inches. Set the top edges of T2, T4, and T6 at 7.5 inches below



the top edge of the no-shoot.) All targets must be aligned vertically, edge to edge. The shooting box is a standard 3 foot by 3 foot box. The X marks are to be 12 inches in from each side of the box.



MCTS USPSA Match

Stage 4, Bay 4

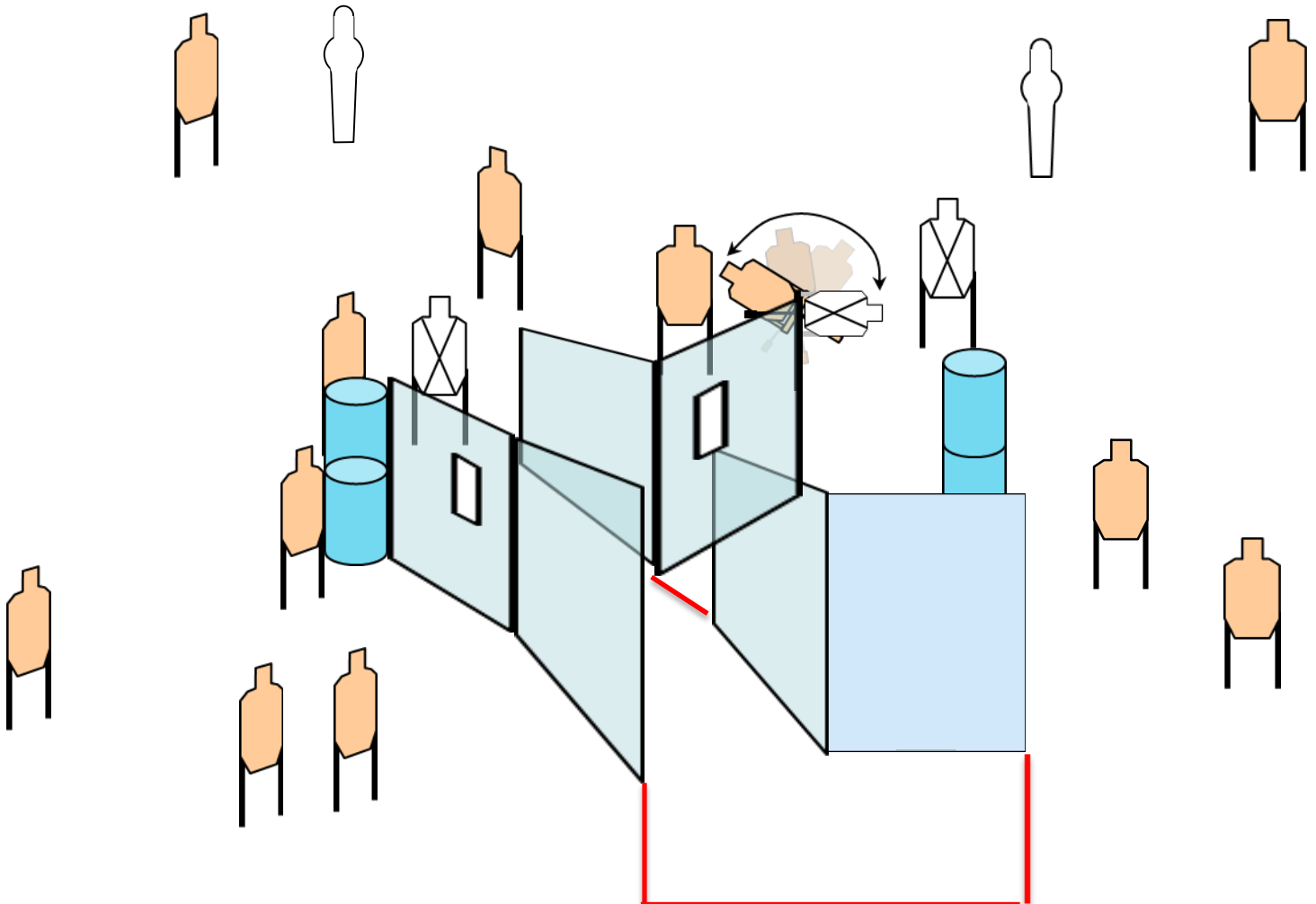
Course Designer: Robert Standley



START POSITION: Standing anywhere in shooting area, Hands relaxed, Handgun loaded and holstered per rule 8.1.1 & 8.1.2

STAGE PROCEDURE: On signal; engage all targets within shooting area.

STRINGS: 1
SCORING: 26 Rounds, 130 pts. comstock
TARGETS: 12 metric, 2 Poppers
SCORED HITS: Best 2 per paper, DROP steel
START-STOP: Audible - Last shot
RULES: Current USPSA Rulebook





MCTS USPSA Match

Stage 5

Course Designer: Robert Standley



START POSITION: Standing in shooting area, hands relaxed by sides, Handgun loaded and holstered per rule 8.1.1 & 8.1.2.

STAGE PROCEDURE: At signal, Engage all targets from within the shooting area.

SCORING:

32 rounds, Comstock 160 Pts

TARGETS:

16 metric

SCORED HITS:

2 per paper

START-STOP:

Audible - Last shot

RULES:

Current USPSA

