



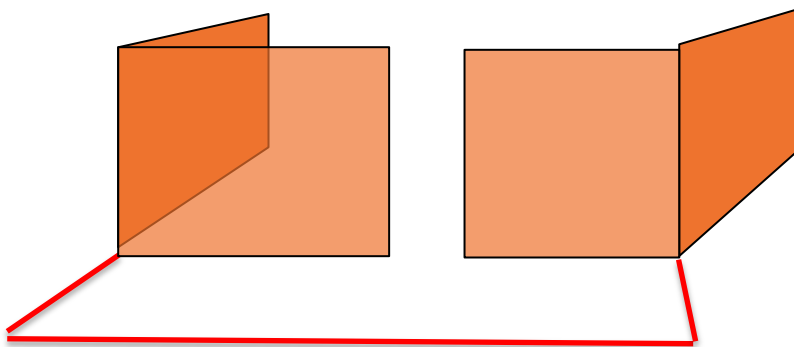

Music City Tactical Shooters
Stage: Name:
Course Designer: John R. Finkle

Outlaw Steel

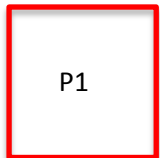
START POSITION: Str. 1 P – 1 Hands in surrender.
Str. 2 P – 2 Outside of shooting area. Hands relaxed at sides.

STAGE PROCEDURE: Str. 1 At signal engage 7 small poppers from box. Str. 2 At signal engage all steel targets form shooting area.

STRINGS: 2
SCORING: Str. 1, 7 rounds min, Comstock 45 pts
Str. 2, 21 rounds min. Comstock 105 pts.
TARGETS: 21 Steel
SCORED HITS: Steel must fall
START-STOP: Audible - Last shot
RULES: Outlaw Match



P2

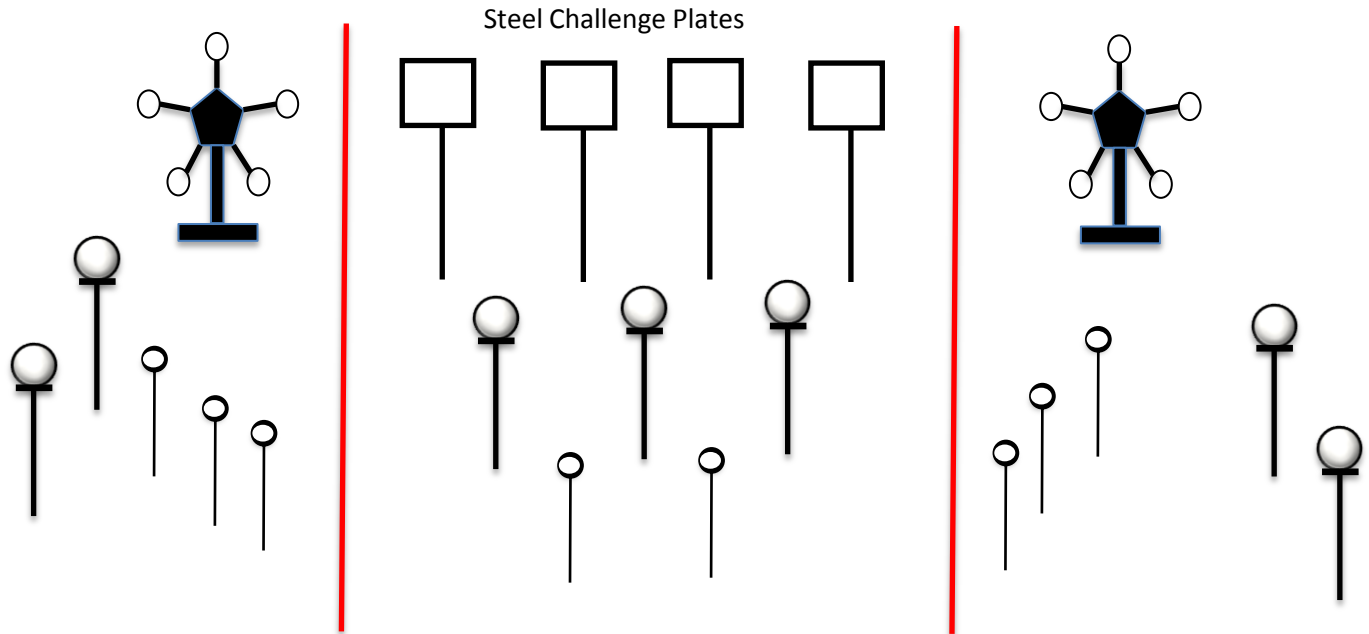




Music City Tactical Shooters
Stage:3 Bay:7
Course Designer: John R. Finkle

*Outlaw
Steel*

START POSITION: Str. 1 P – 1 Hands at surrender. Str. 2 P – 1 Hands relaxed at sides.	STRINGS: 2 SCORING: Str. 1, 9 rounds min Comstock 45 pts. Str. 2, 29 rounds min, Comstock 145 pts.
STAGE PROCEDURE: Str. 1 At signal hit the steel challenge plates and drop head plates. Str. 2 At signal engage each array from shooting each shooting box.	TARGETS: 38 Steel SCORED HITS: Steel must fall START-STOP: Audible - Last shot RULES: Outlaw Match



P2

P3

P1