



Music City Tactical Shooters  
Stage:1 Bay:1  
Course Designer: John R. Finkle

# Outlaw Steel

**START POSITION:** P1, hands relaxed at sides, weapon unloaded on barrel, one mag or speed loader on table.

**STAGE PROCEDURE:** At signal retrieve weapon and engage targets from shooting area.

**STRINGS:**

1

**SCORING:**

22 rounds min, Vickers

**TARGETS:**

6 Colt, 8PP, 8USP

**SCORED HITS:**

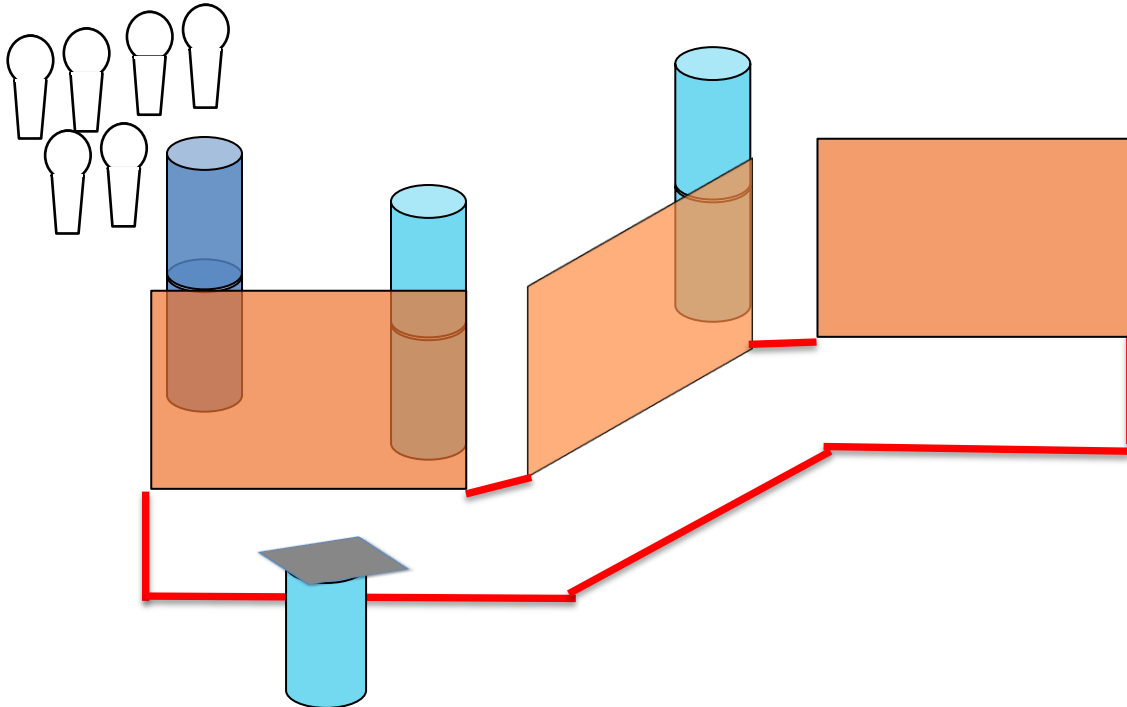
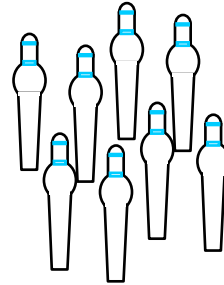

Steel must fall

**START-STOP:**

Audible - Last shot

**RULES:**

Outlaw Match



P1



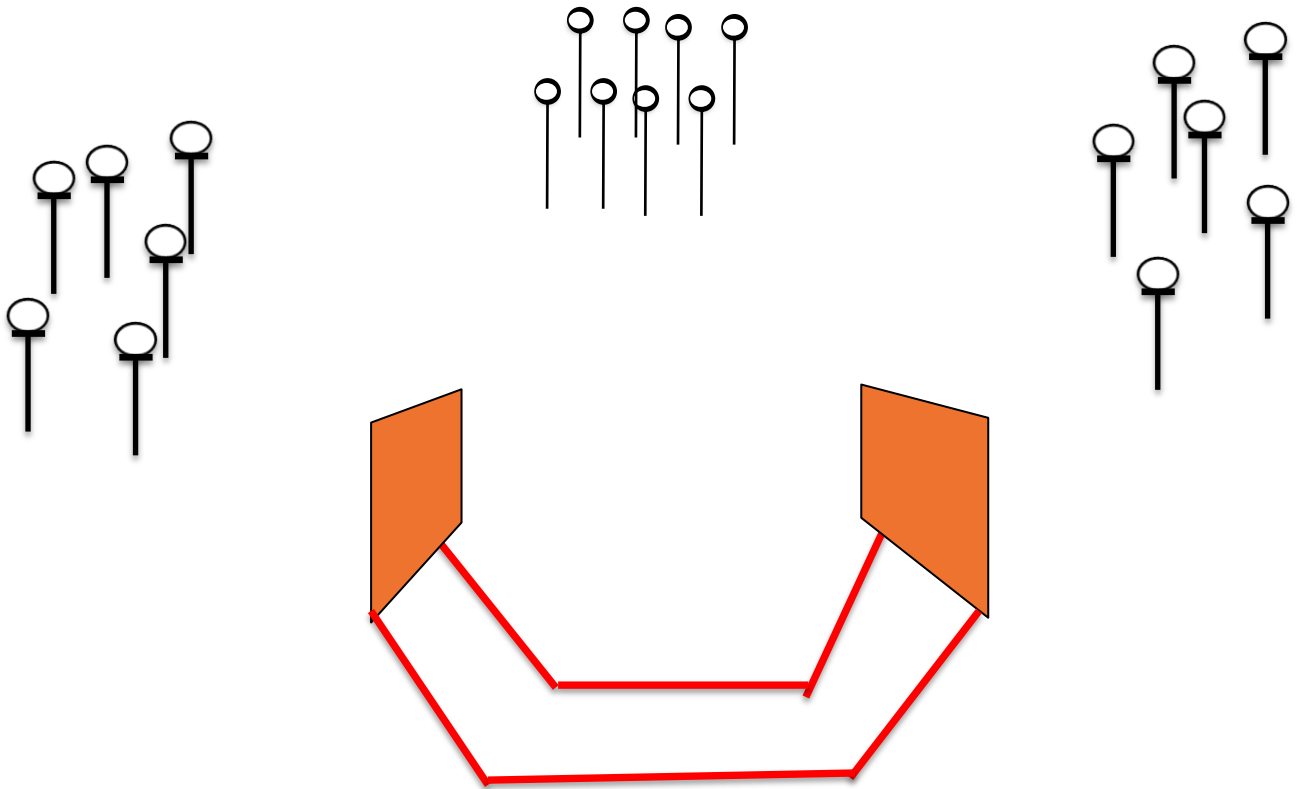
**Music City Tactical Shooters**  
**Stage:2 Bay:2**  
Course Designer: John R. Finkle

# Outlaw Steel

**START POSITION:** Anywhere in shooting area. Hands relaxed at sides. Weapon loaded to division capacity.

**STAGE PROCEDURE:** At signal retrieve weapon and engage targets from shooting area.

**STRINGS:** 1  
**SCORING:** 20 rounds min, Vickers  
**TARGETS:** 12--8" and 8-- 4" plates  
**SCORED HITS:** Steel must fall  
**START-STOP:** Audible - Last shot  
**RULES:** Outlaw Match





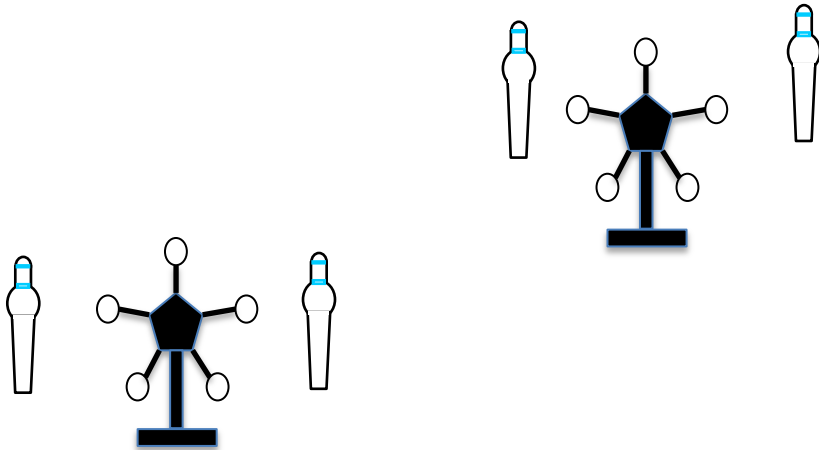
Music City Tactical Shooters  
**Stage:3 Bay:3**  
Course Designer: John R. Finkle

# Outlaw Steel

**START POSITION:** Either P1 or P2 Hands relaxed at sides.  
Weapon Unloaded.

**STRINGS:** 1  
**SCORING:** 14 rounds min, Vickers  
**TARGETS:** 2 Texas stars and 4 USP  
**SCORED HITS:** Steel must fall  
**START-STOP:** Audible - Last shot  
**RULES:** Outlaw Match

**STAGE PROCEDURE:** At signal draw and load weapon. Engage targets from shooting area. Near set from P1 and far set form P2.



P1

P2



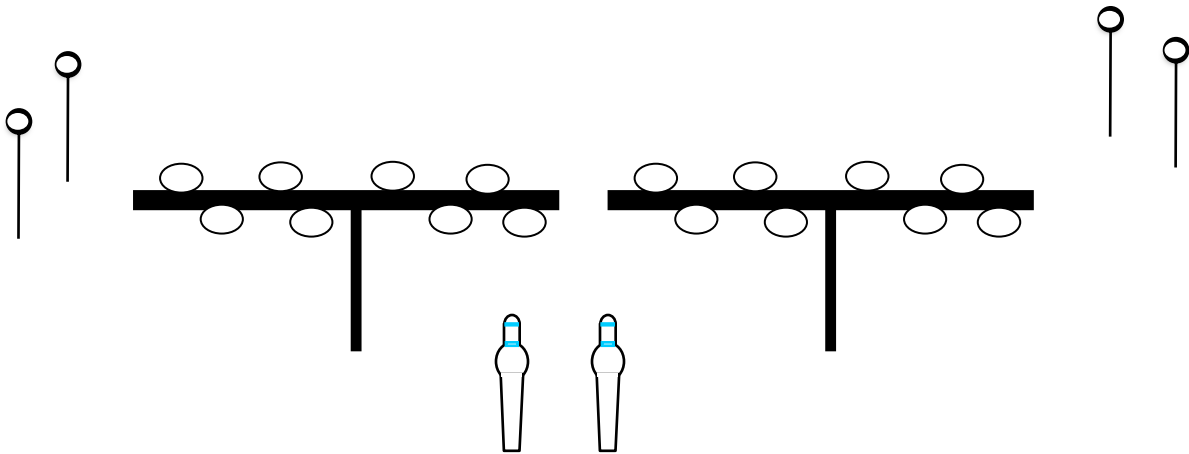
Music City Tactical Shooters  
**Stage:4 Bay4**  
Course Designer: John R. Finkle

# Outlaw Steel

**START POSITION:** Anywhere in shooting area. Hands relaxed at sides. Weapon loaded to division capacity.

**STRINGS:** 1  
**SCORING:** 22 rounds min, Vickers  
**TARGETS:** 2 Polish, 2 USP, 4- 4"  
**SCORED HITS:** Steel Must Fall  
**START-STOP:** Audible - Last shot  
**RULES:** Outlaw Match

**STAGE PROCEDURE:** At signal draw weapon and engage targets from shooting area.





Music City Tactical Shooters  
Stage:5 Bay:6  
Course Designer: John R. Finkle

# Outlaw Steel

**START POSITION:** Anywhere in shooting area. Hands relaxed at sides. Weapon loaded to division capacity.

**STRINGS:**  
**SCORING:**  
**TARGETS:**  
**SCORED HITS:**  
**START-STOP:**  
**RULES:**

1  
16 rounds min, Vickers  
2 plate racks, 4 colt  
Steel Must Fall  
Audible - Last shot  
Outlaw Match

**STAGE PROCEDURE:** At signal draw weapon and engage targets from shooting area.

