



Music City Tactical Shooters USPSA Match



Bay 1 Stage 1 04/19/14

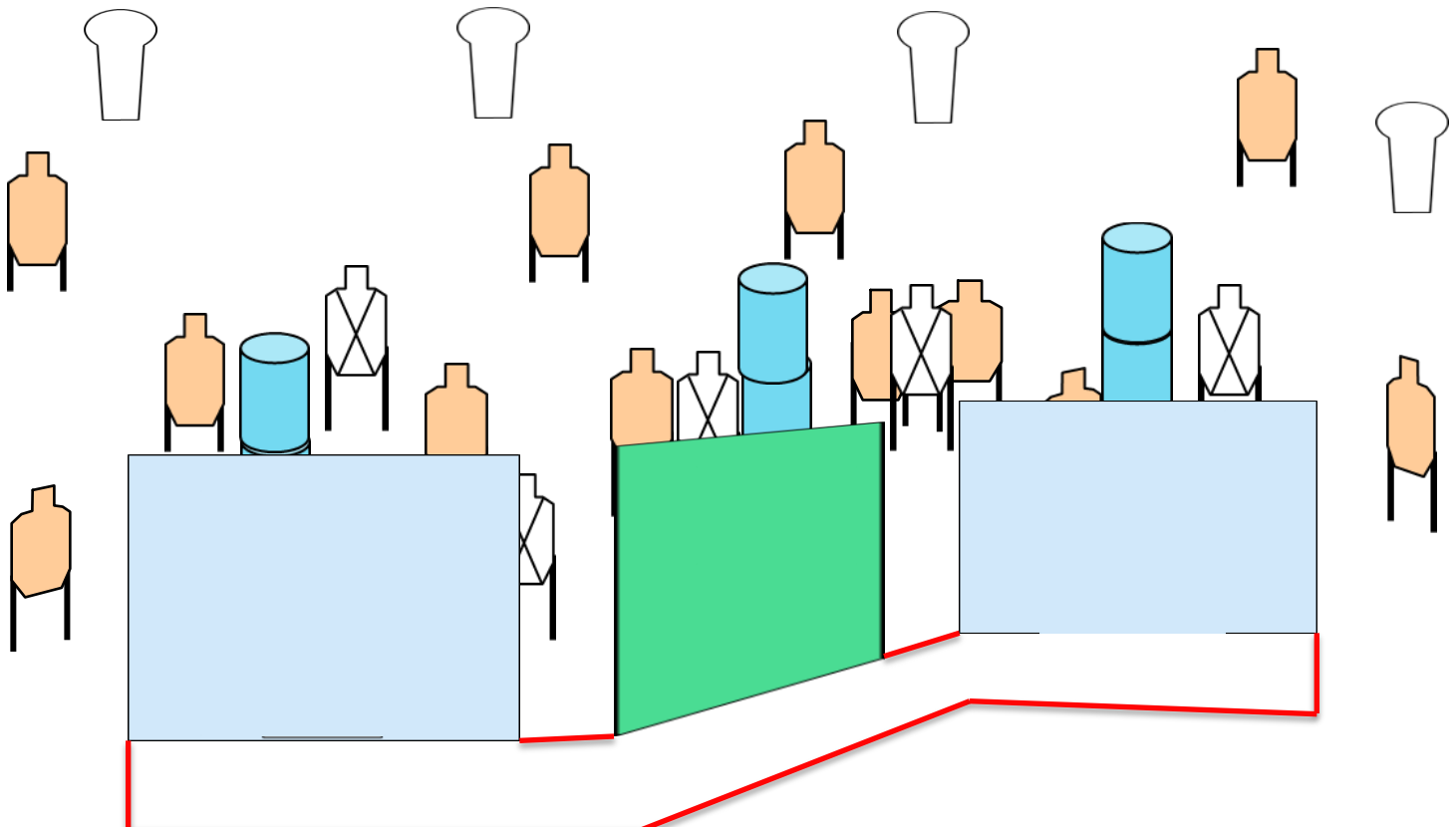
Course Designer: Robert Standley

START POSITION: Facing downrange, Standing anywhere in shooting area, Hands relaxed. Handgun loaded and holstered as per ready condition in rule 8.1.1 & 8.1.2

STRINGS: 1
SCORING: 28 rounds min, Comstock
TARGETS: 12 USPSA, 4 poppers
SCORED HITS: Best 2 per paper, drop steel
START-STOP: Audible - Last shot
PENALTIES: Per current edition USPSA shooting handbook

STAGE PROCEDURE: ON SIGNAL; engage all targets from within the shooting area.

BERM





Music City Tactical Shooters USPSA Match



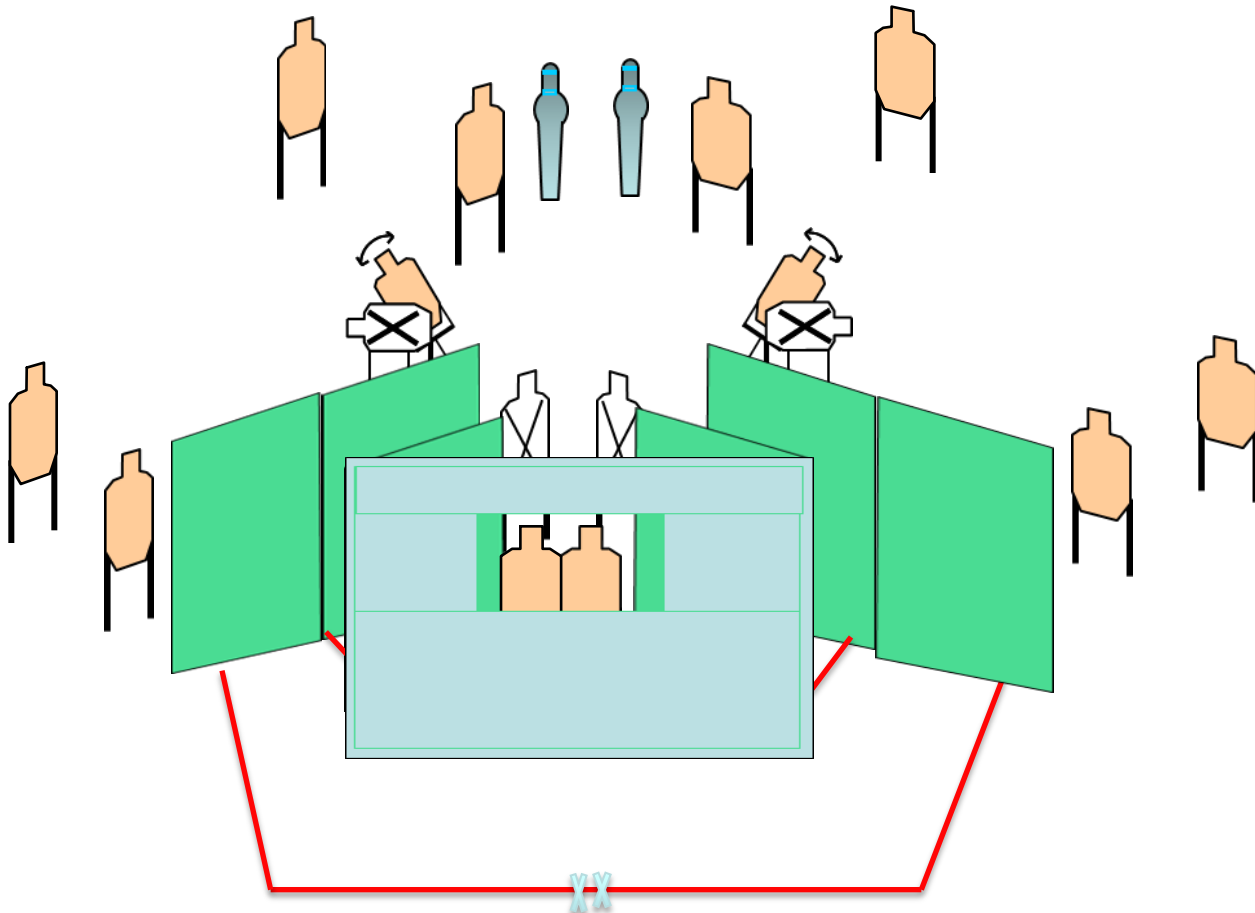
Bay 2 Stage 2 04/19/14

Course Designer: Robert Standley

START POSITION: Facing downrange, Hands Relaxed, Heals on x's Gun loaded and holstered as Per ready condition in rule 8.1.1 & 8.1.2

STRINGS: 1
SCORING: 26 rounds, Comstock
TARGETS: 12 USPSA 2 Poppers
SCORED HITS: Best 2 per paper
START-STOP: Audible - Last shot
PENALTIES: Per current edition USPSA shooting handbook.

STAGE PROCEDURE: ON SIGNAL, Engage Targets from within shooting area.





CM 03-07

Riverdale Standards

RULES: Practical Shooting Handbook, Latest Edition **COURSE DESIGNER:** George Jones — Modifications by US Design Team

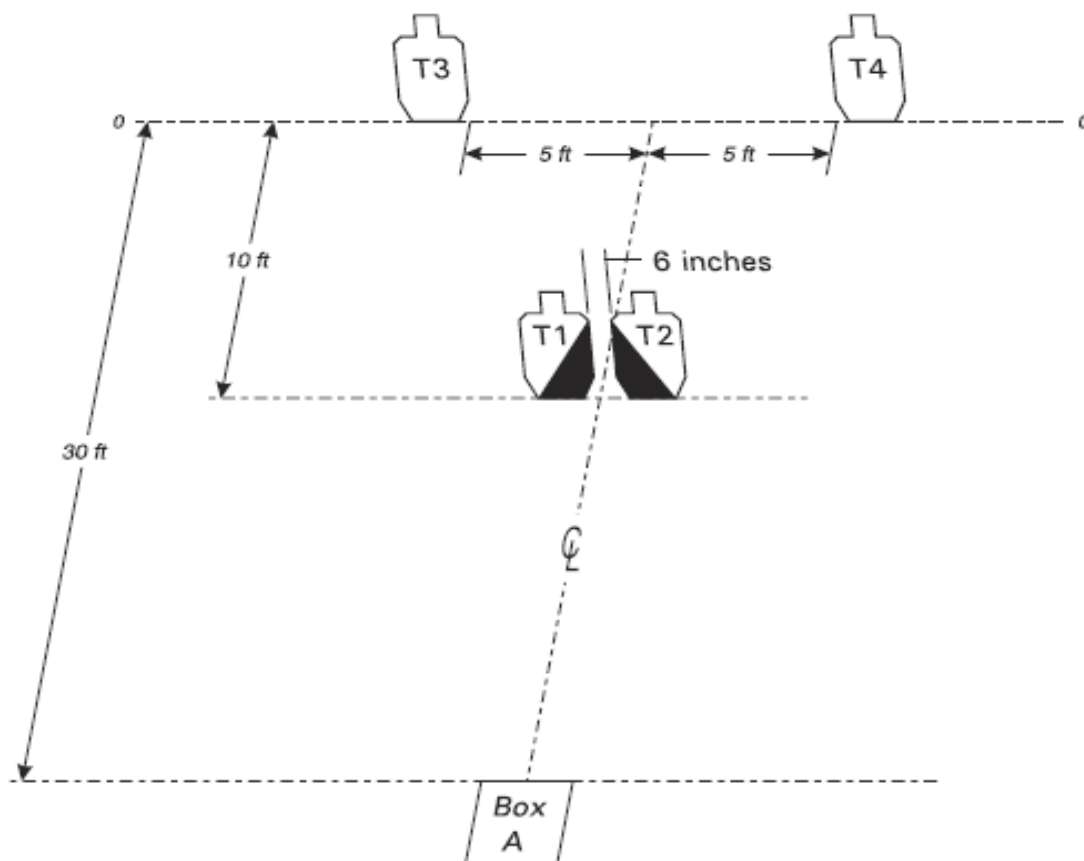
START POSITION: Standing in Box A, facing downrange, hands above shoulders. Handgun is loaded and holstered as per ready condition in rule 8.1.1 and 8.1.2.

STAGE PROCEDURE

- String 1: From Box A only, engage T1-T4 with only one round each freestyle; perform a mandatory reload, then reengage T1-T4 with only one round each freestyle.
- String 2: From Box A only, engage T1-T4 with only one round each freestyle, perform a mandatory reload, then reengage T1-T4 with only one round each strong hand only.
- String 3: From Box A only, engage T1-T4 with only one round each weak hand only.

SCORING

- SCORING:** Virginia Count, 20 rounds, 100 points
TARGETS: 4 IPSC
SCORED HITS: Best 5/paper
START - STOP: Audible - Last shot
PENALTIES: Per current edition USPSA Practical Shooting Handbook.



SETUP NOTES: T1 and T2 are 4 1/2 feet high at shoulders and 6 inches apart. T3 and T4 are 4 feet high at shoulders. Box A is 3 feet by 3 feet.





Music City Tactical Shooters USPSA Match

Stage 4 4/19/14

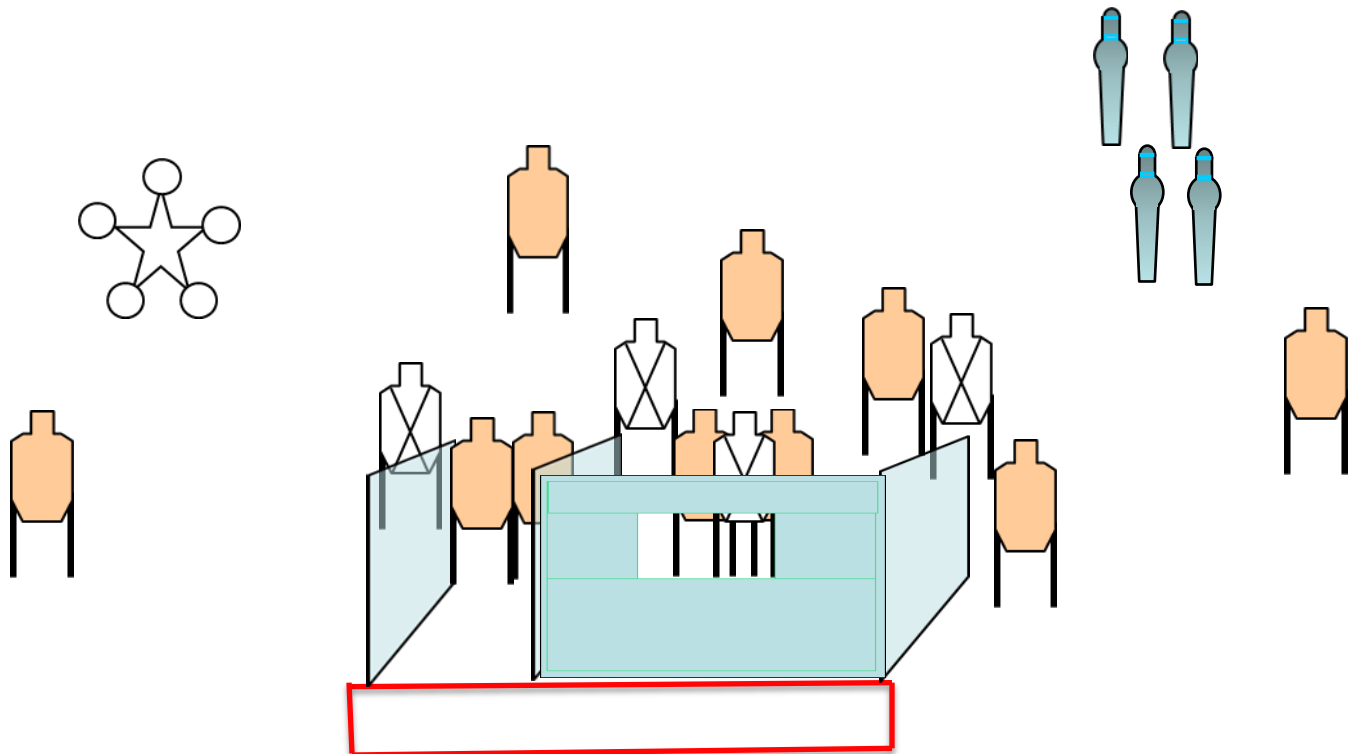
Course Designer: Robert Standley



START POSITION: Facing downrange, standing anywhere in the shooting area. Handgun loaded and holstered as per ready condition in rule 8.1.1 & 8.1.2

STAGE PROCEDURE: On signal, engage all targets within the shooting area.

STRINGS: 1
SCORING: 29 rounds, Comstock
TARGETS: 10 USPSA 4 Poppers, 5 plates
SCORED HITS: Best 2 per paper, drop steel
START-STOP: Audible - Last shot
PENALTIES: Per current edition USPSA shooting handbook





Music City Tactical Shooters USPSA Match



Stage 5 Bay 7 04/19/14

Course Designer: Robert Standley

START POSITION: Facing downrange, Standing in any combination of shooting boxes, Hands relaxed, Handgun loaded and holstered as per ready condition in rule 8.1.1 & 8.1.2

STRINGS: 1
SCORING: 23 rounds, Comstock
TARGETS: 11 USPSA, 1 popper
SCORED HITS: 2 per paper, drop steel
START-STOP: Audible - Last shot
PENALTIES: Per current edition USPSA shooting handbook

STAGE PROCEDURE: ON SIGNAL; On signal: Engage all targets using any combination of shooting boxes. Door may be open at any time after the start signal.

BERM

