



CM 06-03

Can You Count

RULES: USPSA Rule Book, Current Edition

COURSE DESIGNER: Mark Ramsey and John Golson

START POSITION: Standing erect in Box A, arms hanging naturally at sides. Handgun is loaded and holstered as per ready condition in rule 8.1.1 and 8.1.2.

STAGE PROCEDURE

On signal, from Box A only:

String 1: Engage T1 with five rounds only. Perform a mandatory reload and engage T2 with five rounds only.

String 2: Engage T3 with five rounds only. Perform a mandatory reload and engage T4 with five rounds only.

Targets within a string may be engaged in any order without penalty

SCORING

SCORING: Virginia Count, 20 rounds, 100 points

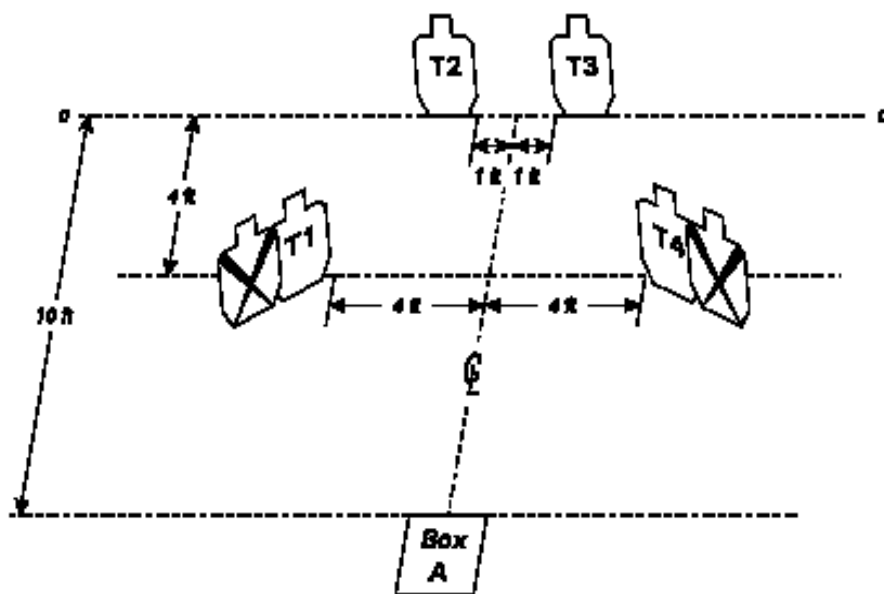
TARGETS: 4 IPSC

SCORED HITS: Best 5/paper

START - STOP: Audible - Last shot

PENALTIES: Per current edition of USPSA Rule Book.

Failure to perform reload is per-shot-fired penalty.



SETUP NOTES: Set targets T1 and T4 to 4 feet high at shoulders and angled at 45 degrees from the center line. Set targets T2 and T3 to 5 feet at shoulders. Scoring lines of no-shoots overlay C-zone scoring lines



of targets. Bottom of no-shoot is even with bottom of target. Box A is 3 feet by 3 feet.



CM 13-02

Down The Middle

RULES: USPSA Handgun Competition Rules, Current Edition COURSE DESIGNER: US Nationals Design Team

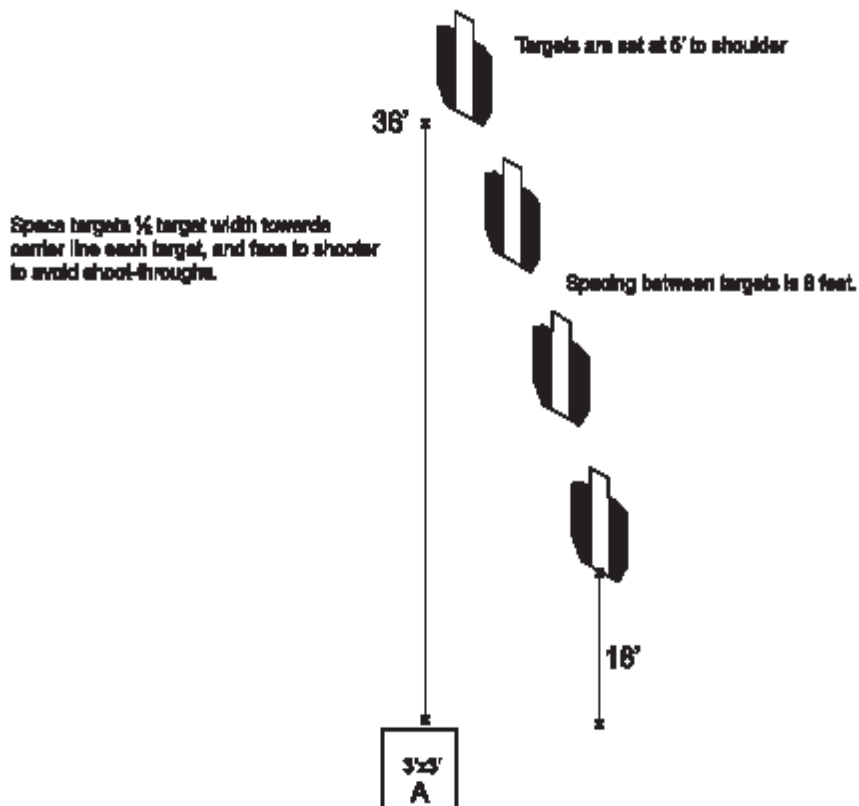
START POSITION: Standing inside the fault lines, facing downrange, hands naturally at your sides. Gun is loaded and holstered.

STAGE PROCEDURE

On the start signal, engage each target with two rounds only from within the fault lines.

SCORING

SCORING: Virginia Count, 8 rounds, 40 points
TARGETS: 4 Metric
SCORED HITS: Best 2/paper
START - STOP: Audible - Last shot
PENALTIES: Per current edition of USPSA Handgun Competition Rules



SETUP NOTES: Targets are spaced 6 feet apart, and a half-target width towards the center line. T1 is at 36 feet, T4 is at 18 feet from front of shooting area A. Hard cover is painted edge to edge of A scoring zone.





CM 99-42

Fast'n Furious

RULES: Practical Shooting Handbook, Latest Edition COURSE DESIGNER: Desert Sportsman PS—Mods. by US Design Team

START POSITION: Standing in Box A facing barricade with both arms hanging relaxed at sides. Handgun is loaded and holstered as per ready condition in rule 8.1.1 and 8.1.2.

STAGE PROCEDURE

Upon start signal, from Box A, engage only PP1, PP2, T1, and T2 from left side of barricade, make a mandatory reload, and from Box A, engage only PP3, PP4, T3, and T4 from the right side of barricade.

Competitor may begin on either side of the barricade.

SCORING

SCORING: Comstock, 12 rounds, 60 points

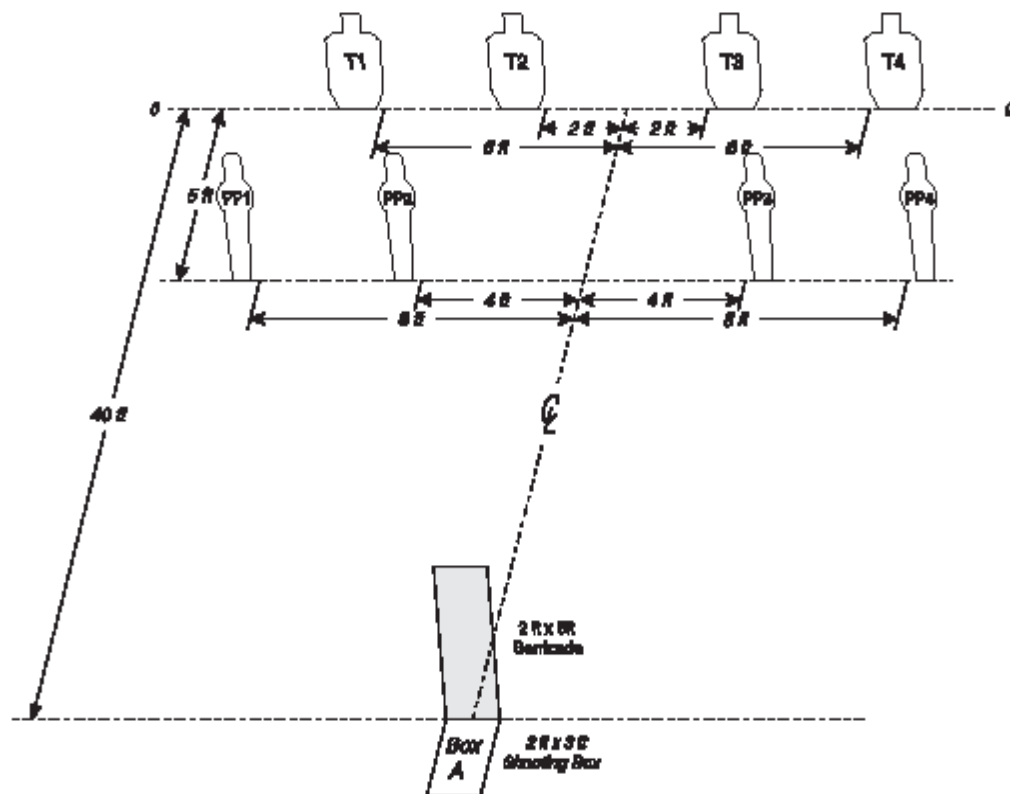
TARGETS: 4 IPSC, 4 Pepper poppers

SCORED HITS: Best 2/paper, KD = 1 A

START - STOP: Audible - Last shot

PENALTIES: Per current edition USPSA Practical Shooting Handbook.

Failure to perform mandatory reload will result in one procedural penalty for each shot fired.



SETUP NOTES: Set paper targets to 5 feet high at shoulders.





CM 99-46

Close Quarter Standards

RULES: Practical Shooting Handbook, Latest Edition COURSE DESIGNER: John Wells

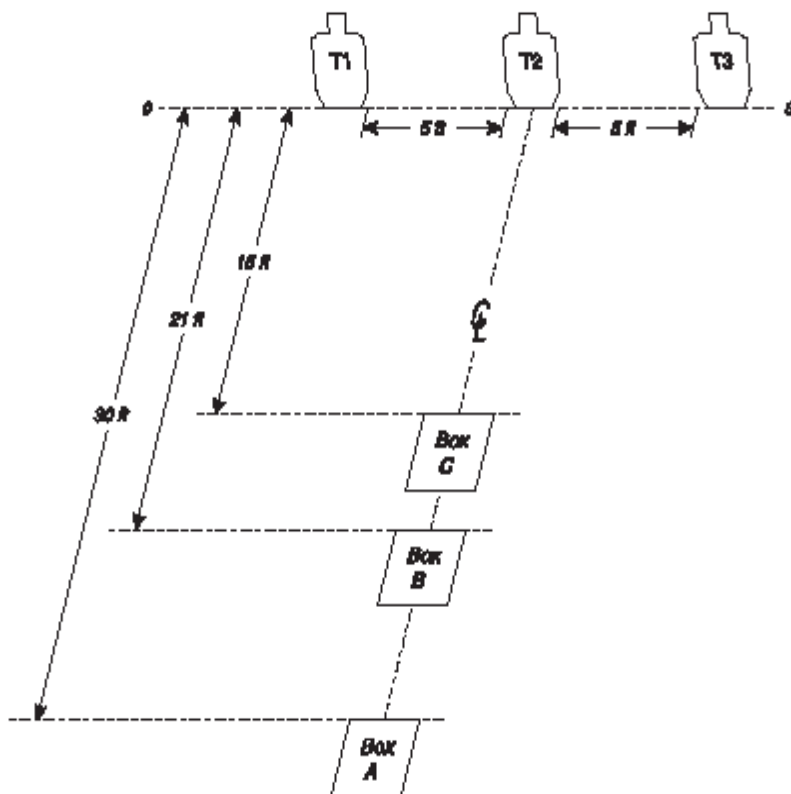
START POSITION: Standing in appropriate shooting box facing targets with both wrists above respective shoulders in surrender position. Handgun is loaded and holstered as per ready condition in rule 8.1.1 and 8.1.2.

STAGE PROCEDURE

- String 1. Upon start signal, from Box A, engage T1-T3 with only two rounds per target, then make a mandatory reload and from Box A re-engage T1-T3 with only two rounds per target.
- String 2. Upon start signal, from Box B, engage T1-T3 with only two rounds per target using strong hand only.
- String 3. Upon start signal, transfer gun to weak hand and from Box C engage T1-T3 with only two rounds per target using weak hand only.
- Jams may be cleared with both hands.

SCORING

SCORING: Virginia Count, 24 rounds, 120 points
TARGETS: 3 IPSC
SCORED HITS: Best 8/paper
START - STOP: Audible - Last shot
PENALTIES: Per current edition of USPSA Practical Shooting Handbook.
Failure to perform mandatory reload will result in one procedural penalty per shot fired.



SETUP NOTES: All boxes are 3 feet by 3 feet. Set paper targets to 5 feet high at shoulders.





CM 99-09

Long Range Standards

RULES: Practical Shooting Handbook, Latest Edition COURSE DESIGNER: Dave Stanford — Modifications by US Design Team

START POSITION: Standing behind fault line, both arms hanging relaxed at sides. Handgun is loaded and holstered as per ready condition in rule 8.1.1 and 8.1.2.

STAGE PROCEDURE

- String 1. Upon start signal, from behind the fault line engage only T1 with six rounds only while standing.
- String 2. Upon start signal, from behind the fault line engage only T2 with six rounds only while kneeling (at least one knee in contact with the ground).
- String 3. Upon start signal, from behind the fault line engage only T3 with six rounds only while prone or supine, then perform a mandatory reload and from behind the fault line engage only T3 with six rounds only while prone or supine. Elbows or feet must remain behind the fault line while prone or supine. Magazines for the reload may be placed on the ground only after the start signal.

SCORING

SCORING: Virginia Count, 24 rounds, 120 points

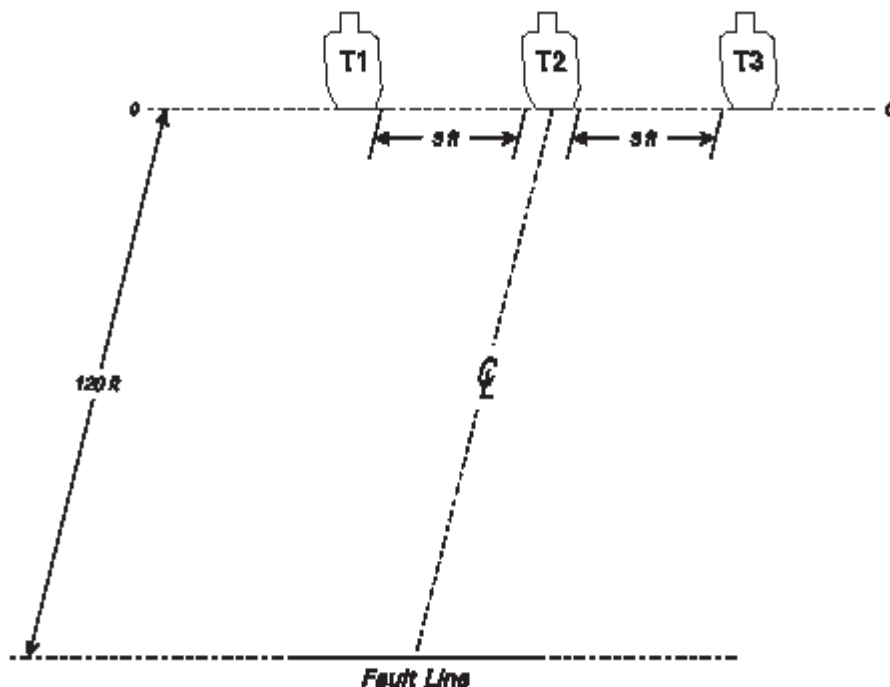
TARGETS: 3 IPSC

SCORED HITS: Best 6 - T1 & T2, Best 12 - T3

START - STOP: Audible - Last shot

PENALTIES: Per current edition USPSA Practical Shooting Handbook.

Failure to perform mandatory reload will result in one procedural penalty per shot fired.



SETUP NOTES: Set paper targets to 5 feet at shoulders.

