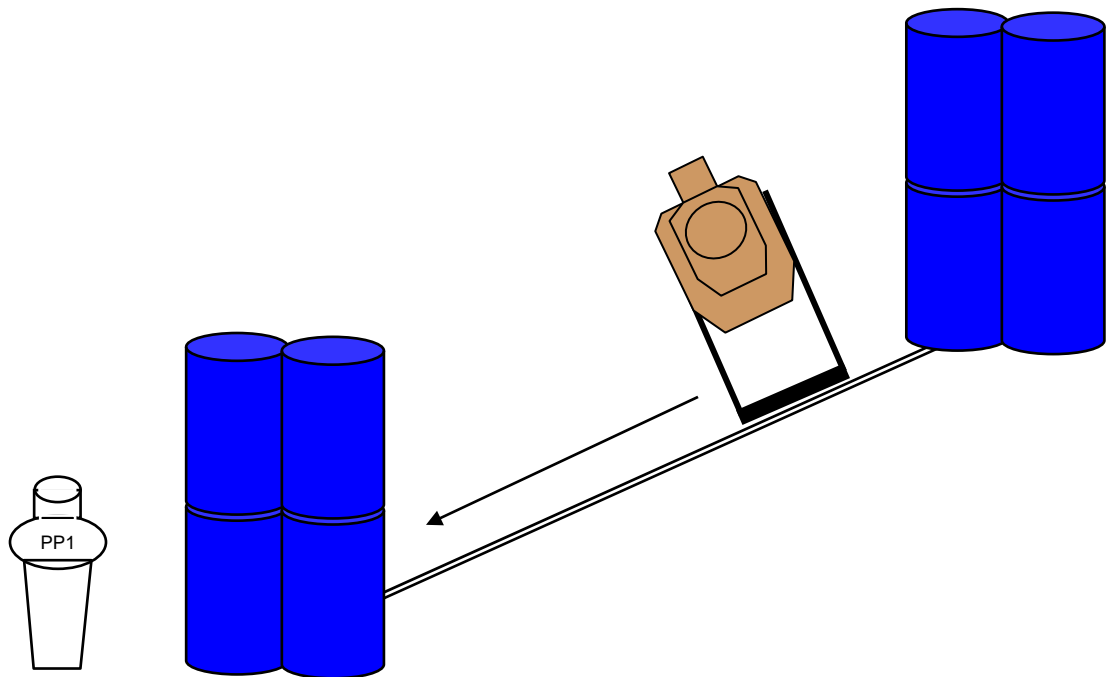


Stage 1 Music City Tactical Shooters

START POSITION: Handgun loaded to 5 rounds max. No Concealment Required.

STAGE PROCEDURE: Shooter will begin this stage standing behind barricade at P1 with handgun at low ready. At the signal shooter will engage PP1 until it falls from either side of barricade, which will activate the running target. From either side of the barricade shooter will engage the running target with 3 rounds.

SCORING: Vickers 4 rds min
TARGETS: 1 IDPA, 1 PP
SCORED HITS: Best 3 on target, steel down
START-STOP: Audible - Last shot
PENALTIES: Procedural. 3 sec
Hit on Non-Threat. NA
Failure to do right. 20 sec
Failure to neutralize. 5 sec



Stage2 Music City Tactical Shooters

START POSITION: Handgun loaded to 5 rounds max. No Concealment Required.

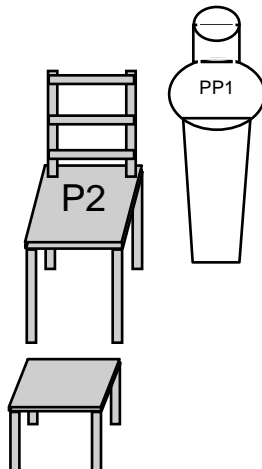
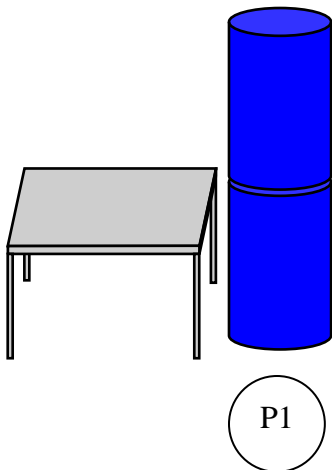
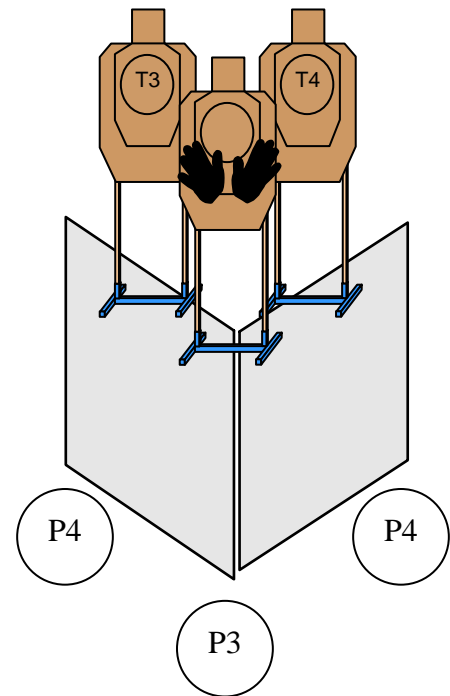
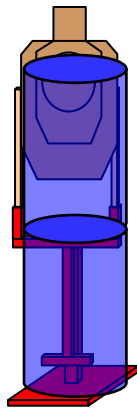
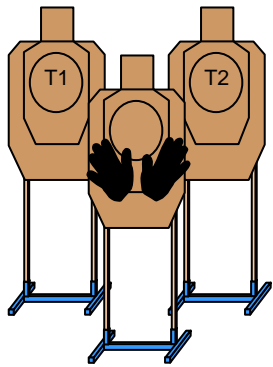
STAGE PROCEDURE:

String 1: Shooter will begin this stage standing behind barricade at P1 with handgun at low ready. At the signal shooter will engage T1-T2 from either side of barrels utilizing tactical priority. Vickers, 4 Rds

String 2: Shooter will place loaded gun on table at P1. Shooter will seated at P2 back against chair, feet on footrest, ankles crossed holding newspaper with both hands. At the signal discard the paper, push PP1 down and move to P1. Retrieve handgun and engage T1-T2 and Swinger from either side of the barrel in tactical priority with 1 round each. Vickers 3rds

String 3: Shooter will start with gun at low ready at P3. At the signal move to P4 and engage T3-T4 with 2 rounds each utilizing tactical priority. Vickers 4 rds

SCORING: Vickers 11 rds min
TARGETS: 1 IDPA, 1 PP
SCORED HITS: T1-T2 best 3, Swinger best 1, T3-T4 best 2
START-STOP: Audible - Last shot
PENALTIES: Procedural. 3 sec
 Hit on Non-Threat. 5 sec
 Failure to do right. 20 sec
 Failure to neutralize. 5 sec



Stage 3 Music City Tactical Shooters

START POSITION: Handgun loaded to 5 rounds max. No Concealment Required.

STAGE PROCEDURE:

String 1:

Shooter will begin this stage standing at P1 with handgun at low ready. At the signal shooter will engage T1-T2 weak hand only while retreating to P2. Tactical sequence, body shots only. Vickers 4rds

String 2:

Shooter will begin this stage standing at P2 with handgun at low ready. At the signal shooter will engage T1-T2 strong hand only while advancing to P1. Tactical sequence, head shots only. Vickers 4rds

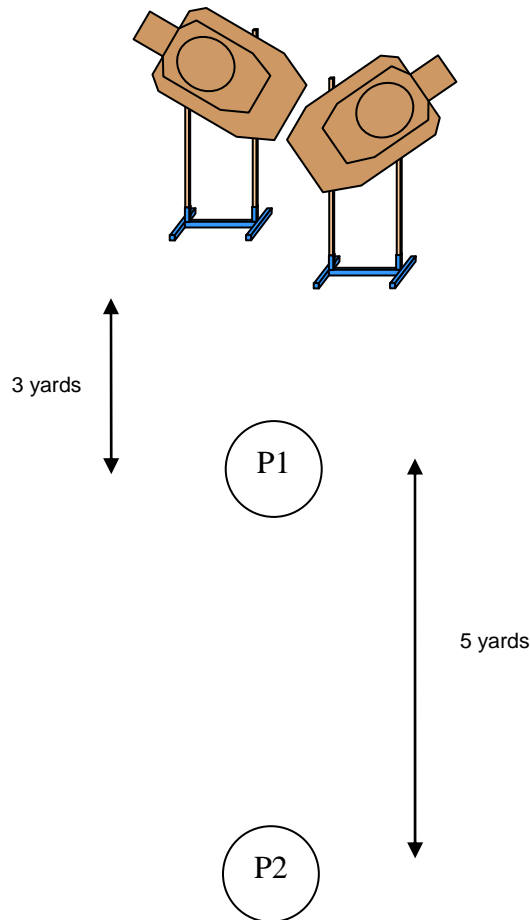
SCORING: Vickers 8 rds min

TARGETS: 2 IDPA

SCORED HITS: 4 body, 4 head

START-STOP: Audible - Last shot

PENALTIES: Procedural. 3 sec
Hit on Non-Threat. NA
Failure to do right. 20 sec
Failure to neutralize. 5 sec



Note: Body and Head shots not made will be a miss and will be scored -5. Any shots to the head in string 1 must be pasted before string 2

Stage 4 Music City Tactical Shooters

START POSITION: Handgun loaded to 5 rounds max. No Concealment Required.

STAGE PROCEDURE:

String 1: Shooter will begin this stage facing downrange at P1 with handgun at low ready. At the "walk" command shooter will proceed toward T1. Somewhere between the lines the shooter will be given the start signal, At the signal shooter will engage T1 with 4 rounds while advancing. Vickers, 4 Rds

String 2: will start with gun at low ready at P2. At the signal engage T2 with 4 rounds through the port utilizing cover. Vickers 4rds

String 3: Shooter will start with gun at low ready at P3. At the signal engage T3 from cover with 2 rounds to the body and 2 rounds to the head. Vickers 4 rds

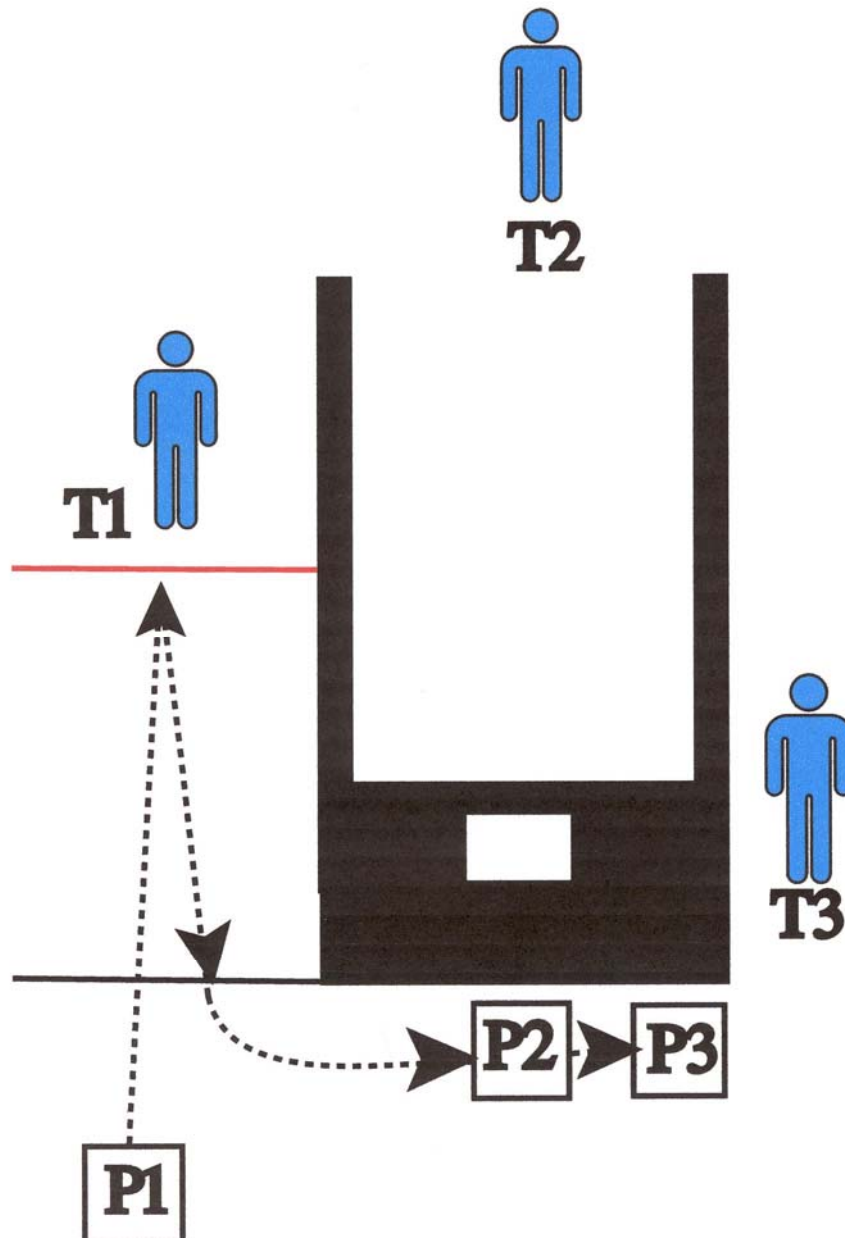
SCORING: Vickers 12 rds min

TARGETS: 3 IDPA

SCORED HITS: T1-T2 4 rds,
T3 2-body 2-head

START-STOP: Audible - Last shot

PENALTIES: Procedural. 3 sec
Hit on Non-Threat. NA
Failure to do right. 20 sec
Failure to neutralize. 5 sec



Stage 5 Music City Tactical Shooters

START POSITION: Handgun loaded to 5 rounds. No Concealment Required.

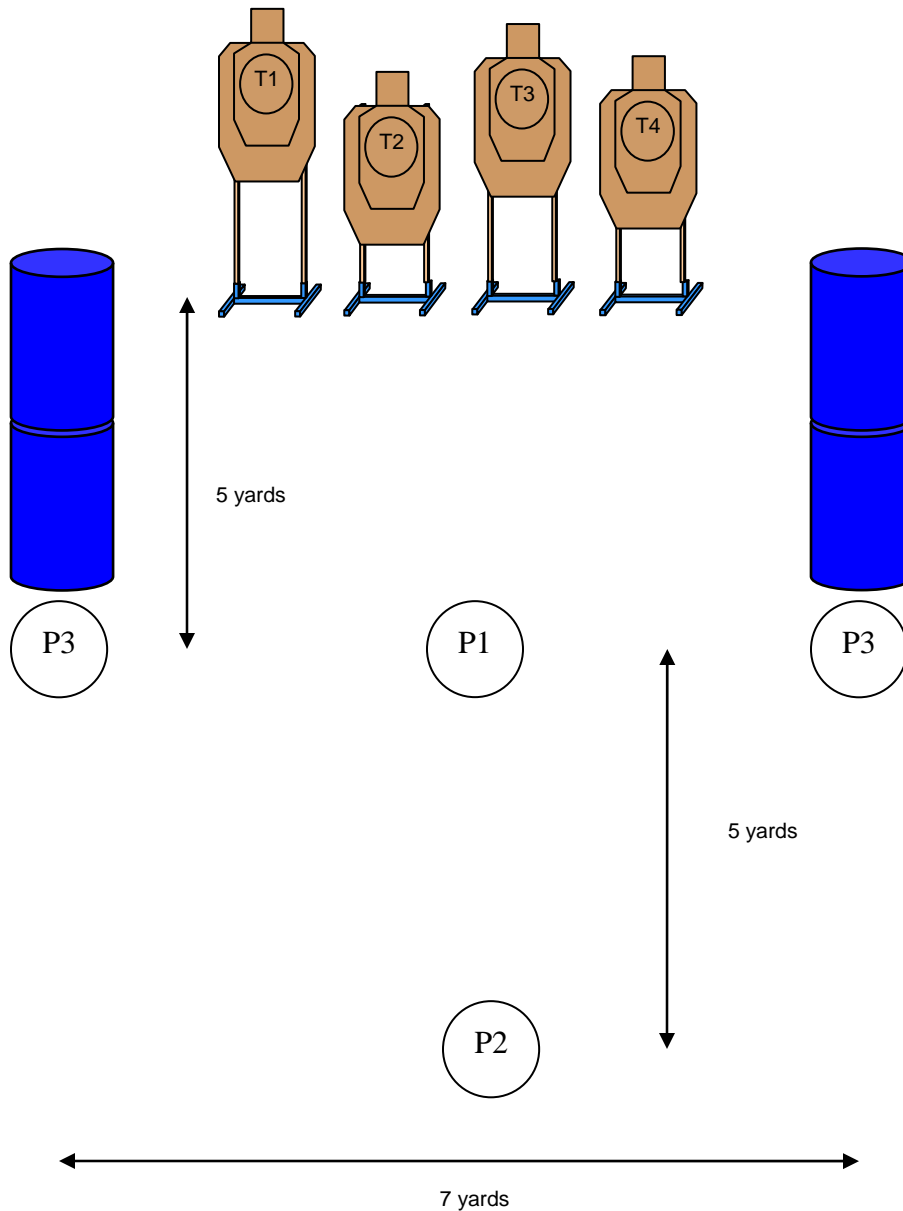
STAGE PROCEDURE:

String 1: Shooter will begin facing downrange at P1 with handgun at low ready. At the signal engage T1-T4 in any order with 1 round each while retreating to P2.

String 2: Shooter will begin facing downrange at P2 with handgun at low ready. At the signal engage T1-T4 in any order with 1 round each while advancing to P1.

String 3: Shooter will begin facing downrange at P3 with handgun at low ready. At the signal engage T1-T4 in any order with 1 round each while on the move to the other barrel.

SCORING: Vickers 12 rounds
TARGETS: 4 IDPA
SCORED HITS: Best 3 on target
START-STOP: Audible - Last shot
PENALTIES: Procedural. 3 sec
Hit on Non-Threat. NA
Failure to do right. 20 sec
Failure to neutralize. 5 sec



Stage 6 Music City Tactical Shooters

START POSITION: Handgun loaded to 5 rounds. No Concealment Required.

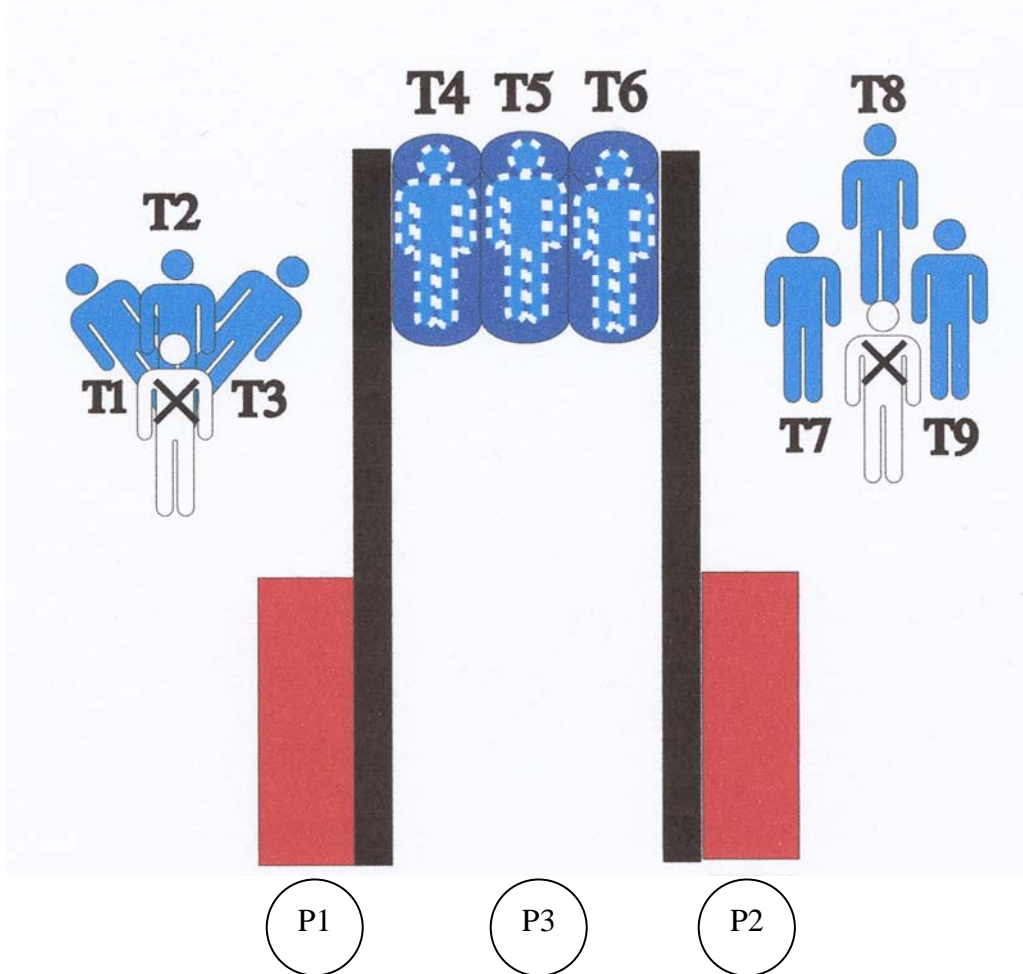
STAGE PROCEDURE:

String 1: Shooter will begin facing downrange at P1 with handgun at low ready. At the signal engage T1-T3 in tactical priority from cover. Vickers 3rds

String 2: Shooter will begin facing downrange at P2 with handgun at low ready. At the signal engage T7-T9 in tactical priority from cover. Vickers 3rds

String 3: Shooter will begin facing downrange at P3 with handgun at low ready. At the signal advance toward the barrels and while maintaining cover engage T4-T6 in any order with 1 round to each head. Vickers 3rds

SCORING: Vickers 9 rounds
TARGETS: 9 IDPA
SCORED HITS: Best 1 on target
START-STOP: Audible - Last shot
PENALTIES: Procedural. 3 sec
 Hit on Non-Threat. 5 sec
 Failure to do right. 20 sec
 Failure to neutralize. 5 sec



Stage 7 Music City Tactical Shooters

START POSITION: Handgun loaded to 3 rounds. No Concealment Required.

STAGE PROCEDURE:

String 1: Shooter will begin this string with handgun loaded with 3 rounds only. Handgun will be placed on top of the right barrel and shooter will begin behind cover with palms on the center barrel. At the signal shooter will retrieve hand gun and engage T1-T3 with right hand only from the right side of the barrel with 1 round each in tactical priority. Limited Vickers 3 rds.

String 2: Same as String 1 left hand only from left side of barrel. Limited Vickers 3 rds.

String 3: Shooter will begin this string with handgun loaded with 3 rounds only at low ready behind center barrel. At signal shooter will from kneeling position engage T1-T3 thru gap between barrels with 1 round each in any order. Limited Vickers 3 rds.

SCORING: Limited Vickers 9 rounds

TARGETS: 3 IDPA

SCORED HITS: 3 on target

START-STOP: Audible - Last shot

PENALTIES: Procedural. 3 sec
Hit on Non-Threat. NA
Failure to do right. 20 sec

