

Music City Tactical Shooters

Stage 1, Bay 1

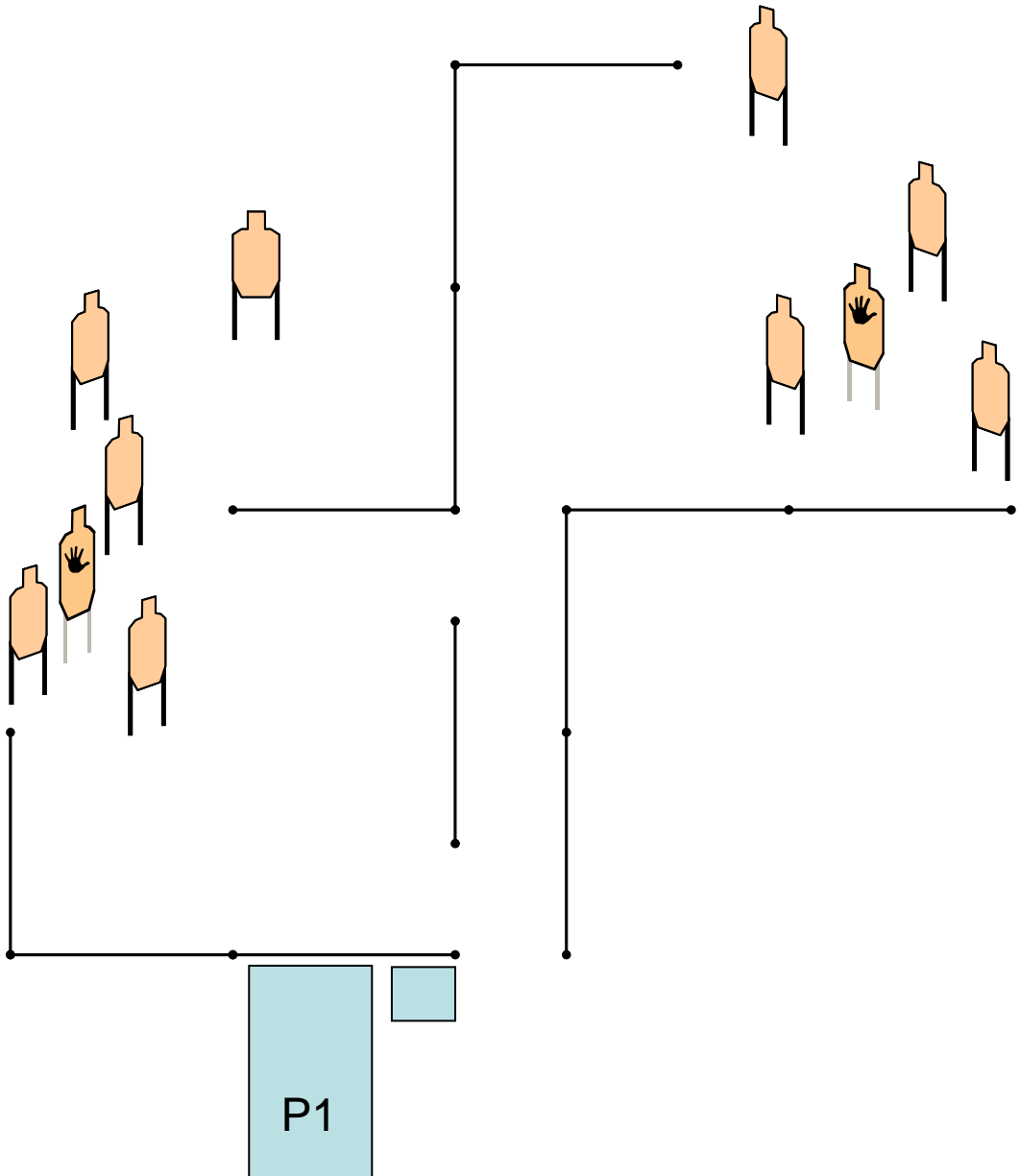
Course Designer: Greg Bell

SCENARIO: You are sound asleep when you hear screams. Save your loved ones and deal with the threats.

START POSITION: P1 laying on the bed, flat on your back, legs uncrossed on the bed, palms on the bed. Loaded gun and mags or speedloaders in nightstand.

STAGE PROCEDURE: At the beep get out of bed retrieve your gun and stow whatever ammo you will need. Engage T1-T9 in tactical priority from cover. Any IDPA legal reload.

STRINGS: 1
SCORING: 18 rounds min, Vickers
TARGETS: 9 Threat, 2 Non-Threat
SCORED HITS: Best 2 per paper
START-STOP: Audible - Last shot
RULES: Current IDPA Rulebook
COVER GARMENT: Not Required



Music City Tactical Shooters

Stage 2, Bay 2

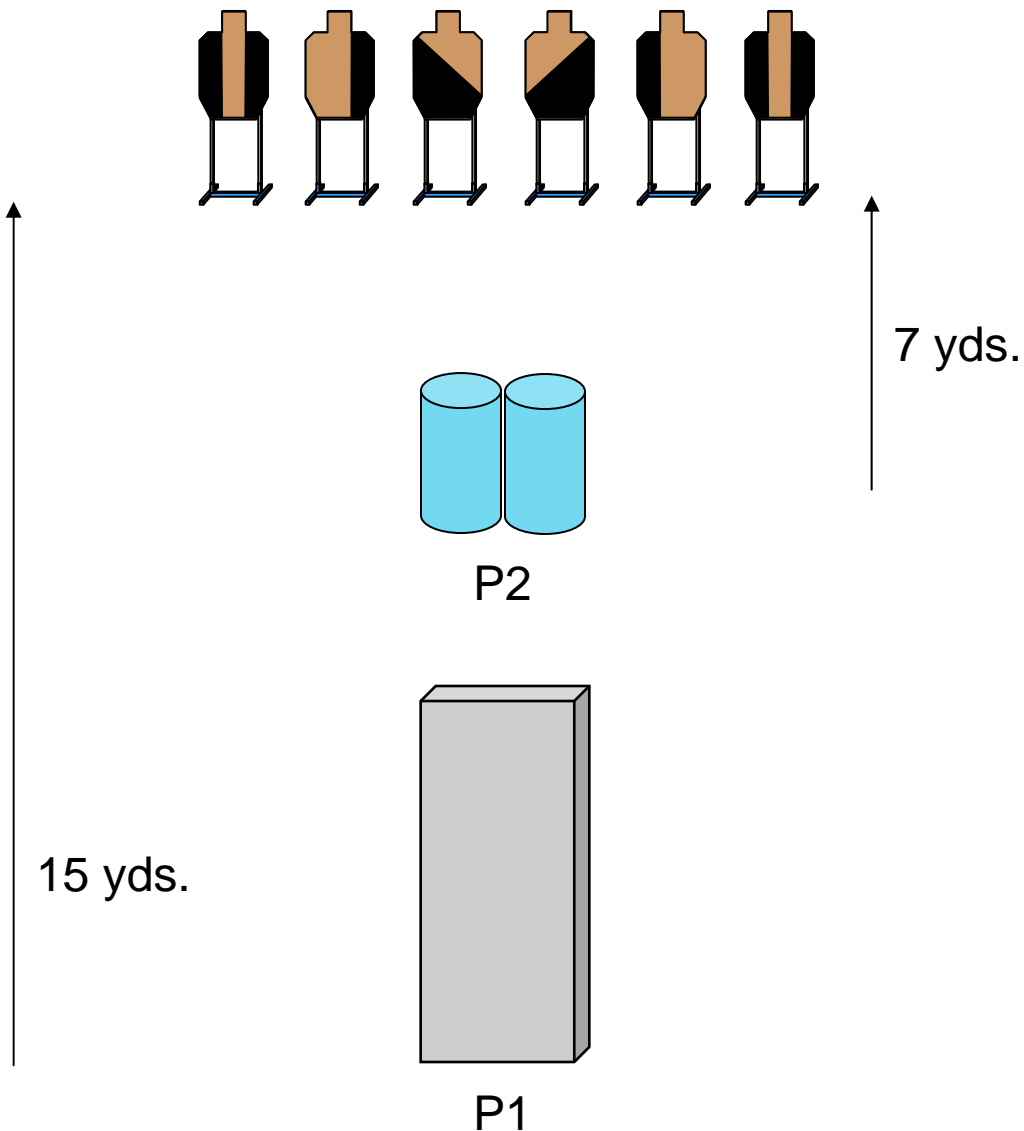
Course Designer: Greg Bell

SCENARIO: None

START POSITION: P1 Hands relaxed at sides

STRINGS: 1
SCORING: 18 rounds min, Vickers
TARGETS: 6 Threat
SCORED HITS: Best 2 per body, 1 head
START-STOP: Audible - Last shot
RULES: Current IDPA Rulebook
COVER GARMENT: Required

STAGE PROCEDURE: At the beep engage T1-T6 with one round each in tactical priority, perform any IDPA legal reload and reengage T1-T6 from the opposite side of the barricade in tactical priority. Perform any IDPA legal reload, advance to P2 and from low cover engage T1-T6 in tactical priority with one shot to each head.



Music City Tactical Shooters

Stage 3, Bay 3

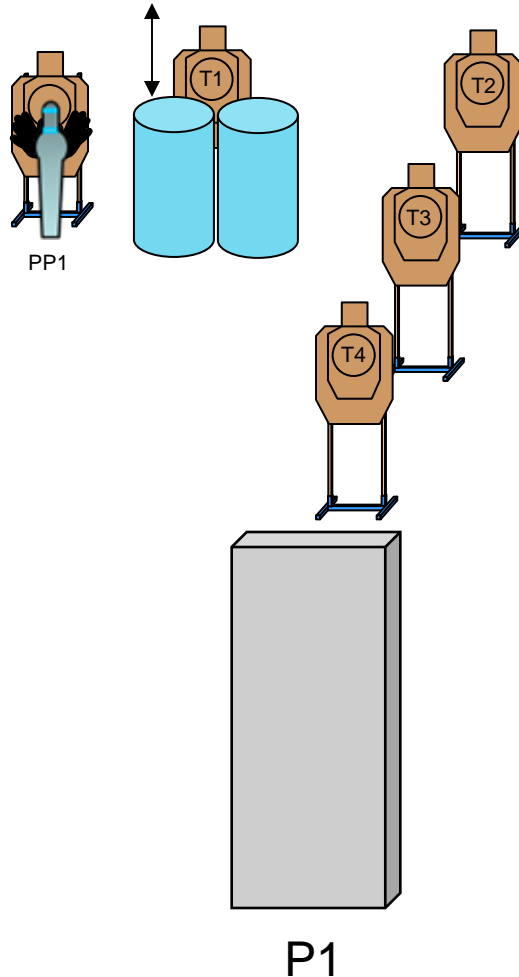
Course Designer: Greg Bell

SCENARIO: Make those tough shots!

START POSITION: P1 Hands relaxed at sides

STRINGS: 1
SCORING: 12 rounds min, Vickers
TARGETS: 4 Threat, 1 steel
SCORED HITS: Best 3 per paper, steel down
START-STOP: Audible - Last shot
RULES: Current IDPA Rulebook
COVER GARMENT: Required

STAGE PROCEDURE: At the beep draw and engage PP1, T1 in tactical priority from left side of barricade. Perform a reload with retention and from the right side of the barricade engage T2-T4 in tactical priority.



Music City Tactical Shooters

Stage 4, Woods Walk

Course Designer: Greg Bell

SCENARIO: While out on a hike, you stumble into a “growing” operation. Shoot your way to safety.

START POSITION: Near side of bridge hands relaxed at sides.

STAGE PROCEDURE: At the beep draw and engage T1-T9 in tactical priority on the move. Any legal IDPA reload.

Note: There is no cover available in this scenario

STRINGS: 1
SCORING: 18 rounds min, Vickers
TARGETS: 9 Threats
SCORED HITS: Best 2 per paper
START-STOP: Audible - Last shot
RULES: Current IDPA Rulebook
COVER GARMENT: Required