

Music City Tactical Shooters

Stage 1

Course Designer: Greg Bell

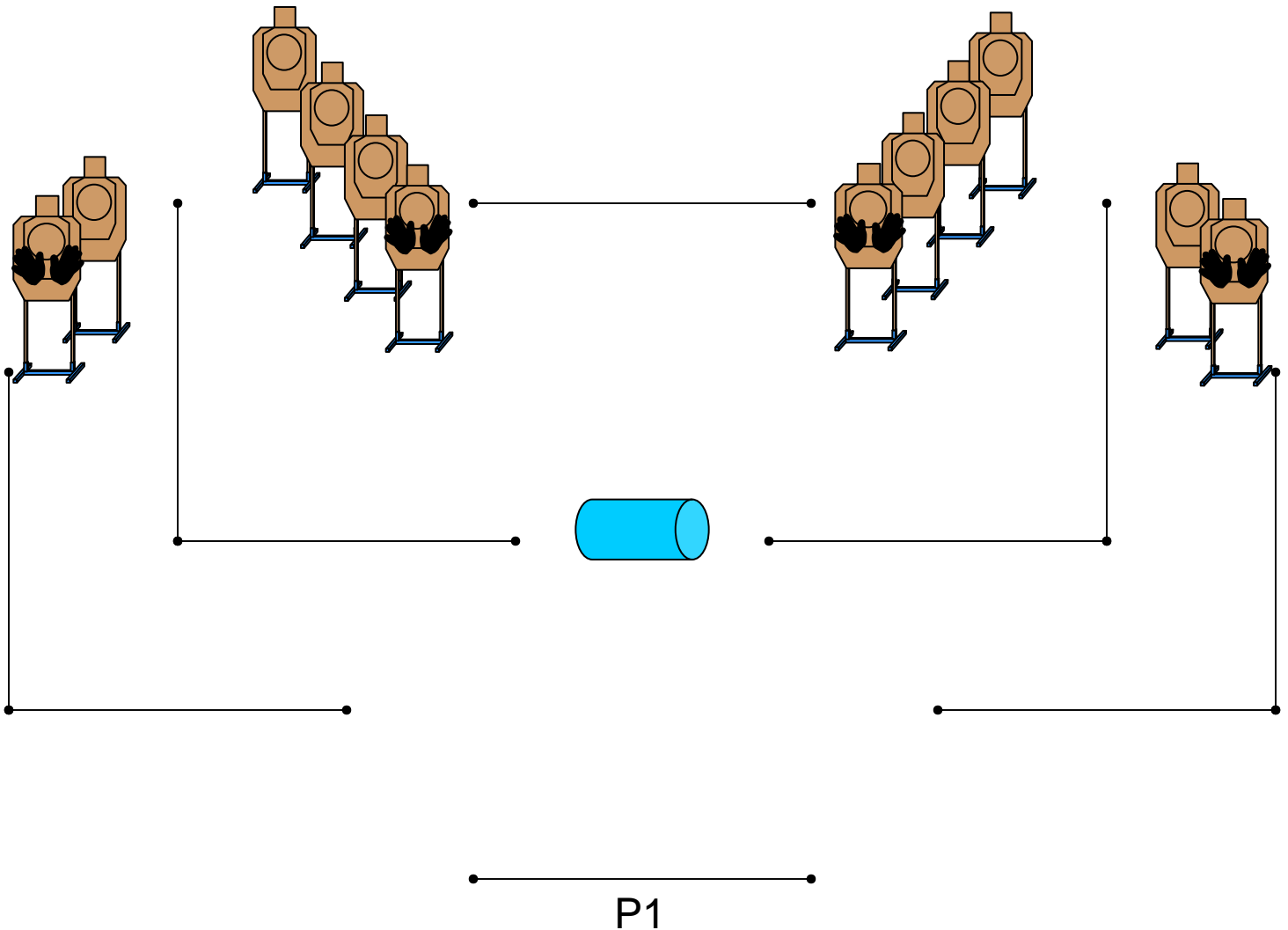
SCENARIO: You work in a cubicle jungle. After hearing screams and mayhem you draw your concealed handgun. Work your way into the labyrinth, find and neutralize the threats.

START POSITION: Start at P1, handgun concealed, hands relaxed at sides.

STRINGS: 1
SCORING: 16 rounds min, Vickers
TARGETS: 8 threat, 4 non threat
SCORED HITS: Best 2 per paper
START-STOP: Audible - Last shot
RULES: Current IDPA Rulebook
COVER GARMENT: Required

STAGE PROCEDURE: At the beep engage threats in tactical priority utilizing cover.

Note: The barrel simulates office furniture piled up in an attempt to block the aisle, deal with the threats from afar.



Music City Tactical Shooters

Stage 2

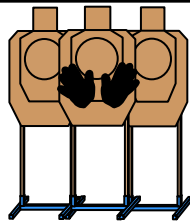
Course Designer: Greg Bell

SCENARIO: You are in your banks underground parking structure. As you are walking to the elevator you see a gang of robbers that has taken hostages. Do what any good citizen would do!


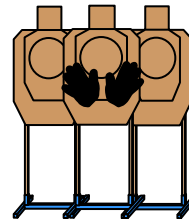

START POSITION: Start at P1, handgun concealed, hands relaxed at sides.

STRINGS: 1
SCORING: 18 rounds min, Vickers
TARGETS: 6 threat, 3 non threat
SCORED HITS: Best 3 per paper
START-STOP: Audible - Last shot
RULES: Current IDPA Rulebook
COVER GARMENT: Required

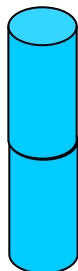

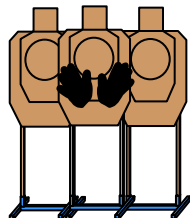
STAGE PROCEDURE: At the beep engage threats in tactical priority utilizing cover. Move to P2 engage threats in tactical priority utilizing cover. Move to P3 engage threats in tactical priority utilizing cover.



P3



P2



P1

Music City Tactical Shooters

Stage 3


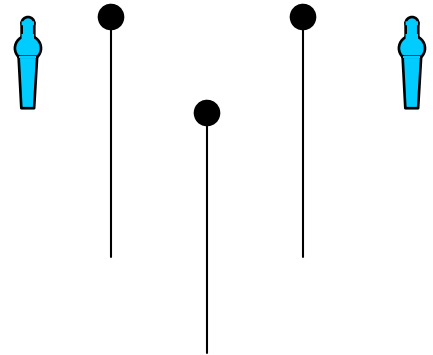
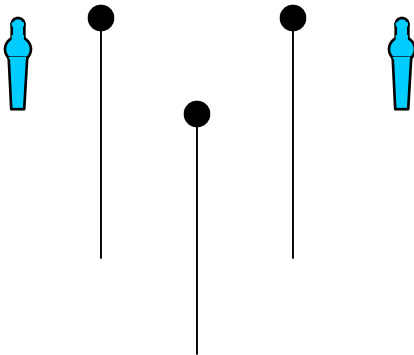
Course Designer: Greg Bell

SCENARIO: Bang N' Clang

START POSITION: Start behind barricade, handgun concealed, hands relaxed at sides.

STRINGS: 1
SCORING: 10 rounds min, Vickers
TARGETS: 10 Steel
SCORED HITS: Steel down
START-STOP: Audible - Last shot
RULES: Current IDPA Rulebook
COVER GARMENT: Required

STAGE PROCEDURE: At the beep engage threats in tactical priority utilizing cover from your strong side. Move to other barricade engage threats in tactical priority utilizing cover from your weak side. You may start at either P1 or P2



P1



P2

Music City Tactical Shooters

Stage 4

Course Designer: Greg Bell

SCENARIO: While taking a stroll through the woods you inadvertently run into a “meth” operation. They have a no witnesses policy, protect yourself!

START POSITION: P1, handgun concealed, hands relaxed at sides

STRINGS: 1
SCORING: 18 rounds min, Vickers
TARGETS: 6 Threat, 3 “dog” threat
SCORED HITS: Best 2 per paper
START-STOP: Audible - Last shot
RULES: Current IDPA Rulebook
COVER GARMENT: Required

STAGE PROCEDURE: On command start walking, at the beep engage targets on the move in tactical priority.

SO Note: Start shooters at near side of bridge, as they reach the far side give them the “beep”.